

Distributed Controllers



7/2	based on ET 200SP
7/2	<u>Standard CPUs</u>
7/2	CPU 1510SP-1 PN
7/6	CPU 1512SP-1 PN
7/10	<u>SIPLUS standard CPUs</u>
7/10	SIPLUS CPU 1510SP-1 PN
7/12	SIPLUS CPU 1512SP-1 PN
7/14	<u>Fail-safe CPUs</u>
7/14	CPU 1510SP F-1 PN
7/19	CPU 1512SP F-1 PN
7/24	<u>SIPLUS fail-safe CPUs</u>
7/24	SIPLUS CPU 1510SP F-1 PN
7/26	SIPLUS CPU 1512SP F-1 PN
7/28	<u>ET 200SP Open Controllers</u>
7/28	Standard CPUs
7/28	- CPU 1515SP PC
7/34	- CPU 1515SP PC2
7/38	Fail-safe CPUs
7/38	- CPU 1515SP PC F
7/44	- CPU 1515SP PC2 F
7/48	Technology CPUs
7/48	- CPU 1515SP PC2 T
7/52	- CPU 1515SP PC2 TF
7/56	<u>SIPLUS ET 200SP Open Controller</u>
7/56	SIPLUS CPU 1515SP PC
7/58	based on ET 200Pro
7/58	<u>Standard CPUs</u>
7/58	IM 154-8 PN/DP CPU
7/62	CPU 1516pro-2 PN
7/67	<u>Fail-safe CPUs</u>
7/67	IM 154-8 F PN/DP CPU
7/73	CPU 1516pro F-2 PN

Distributed Controllers

based on ET 200SP

Standard CPUs

CPU 1510SP-1 PN

Overview



- CPU 1510SP-1 PN for SIMATIC ET 200SP based on S7-1500 CPU 1511-1 PN
- For high-performance control solutions using ET 200SP
- Increase in availability of systems and machines
- PROFINET IO controller for up to 64 IO devices
- PROFINET I-Device for connecting the CPU as an intelligent PROFINET device with a SIMATIC or non-Siemens PROFINET IO controller
- PROFINET shared I-Device for 4 controllers
- PROFINET IO IRT interface with integrated 3-port switch
- Isochronous mode on PROFINET
- With multiple communication options: PG/OP communication, PROFINET IO, open IE communication (TCP, ISO-on-TCP and UDP), web server and S7 communication (with loadable FBs)
- OPC UA server and client (data access) as runtime option for easy connection of the SIMATIC ET 200SP to third-party devices/systems
- Optional PROFIBUS DP master for 125 PROFIBUS DP slaves (with CM DP module 6ES7545-5DA00-0AB0)
- Optional PROFIBUS DP slave (with CM DP module 6ES7545-5DA00-0AB0)
- Configuration control (option handling)
- Integrated motion control functionalities for controlling speed-controlled and positioning axes, support for external encoders, output cams/cam tracks and probes

Note:

SIMATIC memory card required for operation of the CPU. The BusAdapter is not included in scope of supply and is to be ordered separately.

Technical specifications

Article number	6ES7510-1DJ01-0AB0 CPU 1510SP-1 PN, 100KB Prog./750KB Data
General information	
Product type designation	CPU 1510SP-1 PN
Engineering with	
• STEP 7 TIA Portal configurable/ integrated as of version	V15.1 (FW V2.6)/V13 SP1 Update 4 (FW V1.8) or higher
Supply voltage	
Type of supply voltage	24 V DC
Memory	
Work memory	
• integrated (for program)	100 kbyte
• integrated (for data)	750 kbyte
Load memory	
• Plug-in (SIMATIC Memory Card), max.	32 Gbyte
CPU processing times	
for bit operations, typ.	72 ns
for word operations, typ.	86 ns
for fixed point arithmetic, typ.	115 ns
for floating point arithmetic, typ.	461 ns
Counters, timers and their retentivity	
S7 counter	
• Number	2 048
IEC counter	
• Number	Any (only limited by the main memory)
S7 times	
• Number	2 048
IEC timer	
• Number	Any (only limited by the main memory)
Data areas and their retentivity	
Flag	
• Number, max.	16 kbyte
Address area	
I/O address area	
• Inputs	32 kbyte; All inputs are in the process image
• Outputs	32 kbyte; All outputs are in the process image
Address space per module	
• Address space per module, max.	288 byte; For input and output data respectively
Address space per station	
• Address space per station, max.	2 560 byte; for central inputs and outputs; depending on configuration; 2 048 bytes for ET 200SP modules + 512 bytes for ET 200AL modules
Time of day	
Clock	
• Type	Hardware clock

Technical specifications (continued)

Article number	6ES7510-1DJ01-0AB0 CPU 1510SP-1 PN, 100KB Prog./750KB Data
1. Interface	
Interface types	
• Number of ports	3; 1. integr. + 2. via BusAdapter
• integrated switch	Yes
• RJ 45 (Ethernet)	Yes; X1 P3; opt. X1 P1 and X1 P2 via BusAdapter BA 2x RJ45
• BusAdapter (PROFINET)	Yes; Applicable BusAdapter: BA 2x RJ45, BA 2x FC
Protocols	
• IP protocol	Yes; IPv4
• PROFINET IO controller	Yes
• PROFINET IO Device	Yes
• SIMATIC communication	Yes
• Open IE communication	Yes
• Web server	Yes
• Media redundancy	Yes; MRP Automanager according to IEC 62439-2 Edition 2.0
PROFINET IO controller	
Services	
- PG/OP communication	Yes
- S7 routing	Yes
- Isochronous mode	Yes
- Open IE communication	Yes
- IRT	Yes
- MRP	Yes; As MRP redundancy manager and/or MRP client; max. number of devices in the ring: 50
- MRPD	Yes; Requirement: IRT
- PROFIenergy	Yes
- Prioritized startup	Yes; Max. 32 PROFINET devices
- Number of connectable IO Devices, max.	64; In total, up to 256 distributed I/O devices can be connected via AS-i, PROFIBUS or PROFINET
- Of which IO devices with IRT, max.	64
- Number of connectable IO Devices for RT, max.	64
- of which in line, max.	64
- Number of IO Devices that can be simultaneously activated/deactivated, max.	8; in total across all interfaces
- Number of IO Devices per tool, max.	8
- Updating times	The minimum value of the update time also depends on communication share set for PROFINET IO, on the number of IO devices, and on the quantity of configured user data
Update time for IRT	
- for send cycle of 250 µs	250 µs to 4 ms; Note: In the case of IRT with isochronous mode, the minimum update time of 625 µs of the isochronous OB is decisive
- for send cycle of 500 µs	500 µs to 8 ms; Note: In the case of IRT with isochronous mode, the minimum update time of 625 µs of the isochronous OB is decisive
- for send cycle of 1 ms	1 ms to 16 ms
- for send cycle of 2 ms	2 ms to 32 ms
- for send cycle of 4 ms	4 ms to 64 ms
- With IRT and parameterization of "odd" send cycles	Update time = set "odd" send clock (any multiple of 125 µs: 375 µs, 625 µs ... 3 875 µs)

Article number	6ES7510-1DJ01-0AB0 CPU 1510SP-1 PN, 100KB Prog./750KB Data
Update time for RT	
- for send cycle of 250 µs	250 µs to 128 ms
- for send cycle of 500 µs	500 µs to 256 ms
- for send cycle of 1 ms	1 ms to 512 ms
- for send cycle of 2 ms	2 ms to 512 ms
- for send cycle of 4 ms	4 ms to 512 ms
PROFINET IO Device	
Services	
- PG/OP communication	Yes
- S7 routing	Yes
- Isochronous mode	No
- Open IE communication	Yes
- IRT	Yes
- MRP	Yes; As MRP redundancy manager and/or MRP client; max. number of devices in the ring: 50
- MRPD	Yes; Requirement: IRT
- PROFIenergy	Yes
- Shared device	Yes
- Number of IO Controllers with shared device, max.	4
- Asset management record	Yes; Per user program
2. Interface	
Interface types	
• Number of ports	1
• RS 485	Yes; Via CM DP module
Protocols	
• PROFIBUS DP master	Yes
• PROFIBUS DP slave	Yes
• SIMATIC communication	Yes
Protocols	
Number of connections	
• Number of connections, max.	96; via integrated interfaces of the CPU and connected CPs / CMs
PROFIBUS DP master	
Services	
- Number of DP slaves	125; In total, up to 256 distributed I/O devices can be connected via AS-i, PROFIBUS or PROFINET
OPC UA	
• OPC UA client	Yes
• OPC UA server	Yes; Data access (read, write, subscribe), method call, custom address space
Isochronous mode	
Isochronous operation (application synchronized up to terminal)	Yes; Only with PROFINET; with minimum OB 6x cycle of 625 µs

Distributed Controllers

based on ET 200SP

Standard CPUs

CPU 1510SP-1 PN

Technical specifications (continued)

Article number	6ES7510-1DJ01-0AB0 CPU 1510SP-1 PN, 100KB Prog./750KB Data
Supported technology objects	
Motion Control	Yes; Note: The number of axes affects the cycle time of the PLC program; selection guide via the TIA Selection Tool or SIZER
• Number of available Motion Control resources for technology objects (except cam disks)	800
• Required Motion Control resources	
- per speed-controlled axis	40
- per positioning axis	80
- per synchronous axis	160
- per external encoder	80
- per output cam	20
- per cam track	160
- per probe	40
Controller	
• PID_Compact	Yes; Universal PID controller with integrated optimization
• PID_3Step	Yes; PID controller with integrated optimization for valves
• PID-Temp	Yes; PID controller with integrated optimization for temperature
Counting and measuring	
• High-speed counter	Yes
Ambient conditions	
Ambient temperature during operation	
• horizontal installation, min.	-25 °C; No condensation
• horizontal installation, max.	60 °C
• vertical installation, min.	-25 °C; No condensation
• vertical installation, max.	50 °C
Altitude during operation relating to sea level	
• Installation altitude above sea level, max.	5 000 m; Restrictions for installation altitudes > 2 000 m, see manual
Configuration	
Programming	
Programming language	
- LAD	Yes
- FBD	Yes
- STL	Yes
- SCL	Yes
- GRAPH	Yes
Know-how protection	
• User program protection/password protection	Yes
• Copy protection	Yes
• Block protection	Yes
Access protection	
• Protection level: Write protection	Yes
• Protection level: Read/write protection	Yes
• Protection level: Complete protection	Yes
Dimensions	
Width	100 mm
Height	117 mm
Depth	75 mm
Weights	
Weight, approx.	310 g

Ordering data

Article No.

CPU 1510SP-1 PN	6ES7510-1DJ01-0AB0
Work memory 100 KB for program, 750 KB for data, PROFINET IO IRT interface; SIMATIC memory card required	
Accessories	
CM DP for ET 200SP CPU	6ES7545-5DA00-0AB0
PROFIBUS DP master/slave with electrical interface for connecting the ET 200SP CPUs to PROFIBUS at up to 12 Mbps	
SIMATIC memory card	
4 MB	6ES7954-8LC03-0AA0
12 MB	6ES7954-8LE03-0AA0
24 MB	6ES7954-8LF03-0AA0
256 MB	6ES7954-8LL03-0AA0
2 GB	6ES7954-8LP02-0AA0
32 GB	6ES7954-8LT03-0AA0
DIN rail 35 mm	
• Length: 483 mm for 19" cabinets	6ES5710-8MA11
• Length: 530 mm for 600 mm cabinets	6ES5710-8MA21
• Length: 830 mm for 900 mm cabinets	6ES5710-8MA31
• Length: 2 m	6ES5710-8MA41
PE connection element for DIN rail 2 000 mm	6ES7590-5AA00-0AA0
BusAdapter BA 2xRJ45	6ES7193-6AR00-0AA0
BusAdapter BA 2xFC for increased vibration and EMC loads	6ES7193-6AF00-0AA0
BusAdapter BA 2xSCRJ	6ES7193-6AP00-0AA0
BusAdapter BA SCRJ/RJ45	6ES7193-6AP20-0AA0
BusAdapter BA SCRJ/FC	6ES7193-6AP40-0AA0
Equipment labeling plates	6ES7193-6LF30-0AW0
10 sheets of 16 plates	
Labeling strips	
500 labeling strips on roll, light gray, for inscription with thermal transfer roll printer	6ES7193-6LR10-0AA0
500 labeling strips on roll, yellow, for inscription with thermal transfer roll printer	6ES7193-6LR10-0AG0
1 000 labeling strips DIN A4, light gray, card, for inscription with laser printer	6ES7193-6LA10-0AA0
1 000 labeling strips DIN A4, yellow, card, for inscription with laser printer	6ES7193-6LA10-0AG0

Ordering data	Article No.	Ordering data	Article No.
IE FC RJ45 plugs RJ45 plug connector for Industrial Ethernet with a rugged metal enclosure and integrated insulation displacement contacts for connecting Industrial Ethernet FC installation cables		SIMATIC Manual Collection Electronic manuals on DVD, multi-language: LOGO!, SIMADYN, SIMATIC bus components, SIMATIC C7, SIMATIC Distributed I/O, SIMATIC HMI, SIMATIC sensors, SIMATIC NET, SIMATIC PC-based Automation, SIMATIC PCS 7, SIMATIC PG/PC, SIMATIC S7, SIMATIC Software, SIMATIC TDC	6ES7998-8XC01-8YE0
IE FC RJ45 plug 90 90° cable outlet 1 unit 10 units 50 units	6GK1901-1BB20-2AA0 6GK1901-1BB20-2AB0 6GK1901-1BB20-2AE0	SIMATIC Manual Collection update service for 1 year Current "Manual Collection" DVD and the three subsequent updates	6ES7998-8XC01-8YE2
IE FC RJ45 plug 180 180° cable outlet 1 unit 10 units 50 units	6GK1901-1BB10-2AA0 6GK1901-1BB10-2AB0 6GK1901-1BB10-2AE0	STEP 7 Professional V15.1 Target system: SIMATIC S7-1200, S7-1500, S7-300, S7-400, WinAC Requirement: Windows 7 Home Premium SP1 (64-bit) Windows 7 Professional SP1 (64-bit) Windows 7 Enterprise SP1 (64-bit) Windows 7 Ultimate SP1 (64-bit) Windows 10 Home Version 1709, 1803 Windows 10 Professional Version 1709, 1803 Windows 10 Enterprise Version 1709, 1803 Windows 10 Enterprise 2016 LTSC Windows 10 IoT Enterprise 2015 LTSC Windows 10 IoT Enterprise 2016 LTSC Windows Server 2012 R2 StdE (full installation) Windows Server 2016 Standard (full installation) Type of delivery: en, de, fr, it, es, zh	
IE FC TP standard cable GP 2x2 4-wire, shielded TP installation cable for connection to IE FC RJ45 outlet/ IE FC RJ45 plug; PROFINET-compatible; with UL approval; sold by the meter; max. delivery unit 1 000 m, minimum order quantity 20 m	6XV1840-2AH10	STEP 7 Professional V15.1, floating license	6ES7822-1AA05-0YA5
IE FC TP trailing cable 2 x 2 (Type C) 4-wire, shielded TP installation cable for connection to IE FC RJ45 outlet/ IE FC RJ45 plug 180/90 for use as trailing cable; PROFINET-compatible; with UL approval; sold by the meter; max. delivery unit 1 000 m, minimum order quantity 20 m	6XV1840-3AH10	STEP 7 Professional V15.1, floating license software download incl. license key ¹⁾ Email address required for delivery	6ES7822-1AE05-0YA5
IE FC TP marine cable 2 x 2 (Type B) 4-wire, shielded TP installation cable for connection to IE FC RJ45 outlet/IE FC RJ45 plug 180/90 with marine approval, sold by the meter; max. delivery unit 1 000 m, minimum order quantity 20 m	6XV1840-4AH10	Spare parts	
IE FC stripping tool Preadjusted stripping tool for fast stripping of Industrial Ethernet FC cables	6GK1901-1GA00	Power supply connector Spare part; for connecting the 24 V DC supply voltage • With push-in terminals; 10 units	6ES7193-4JB00-0AA0
Manuals for ET 200SP distributed I/O system ET 200SP library: ET 200SP Manual Collection, comprising system manual, product information, and device manuals Manuals can be downloaded from the Internet as PDF files: http://www.siemens.com/simatic-docu		Cover for bus adapter interface 5 units	6ES7591-3AA00-0AA0
		Server module	6ES7193-6PA00-0AA0


¹⁾ For up-to-date information and download availability, see:
<http://www.siemens.com/tia-online-software-delivery>

Distributed Controllers

based on ET 200SP
Standard CPUs

CPU 1512SP-1 PN

Overview



- CPU 1512SP-1 PN for SIMATIC ET 200SP based on S7-1500 CPU 1513-1 PN
- For applications with medium requirements in terms of program scope and processing speed, for distributed configurations via PROFINET IO or PROFIBUS DP.
- Increase in availability of systems and machines
- PROFINET IO controller for up to 128 IO devices
- PROFINET I-Device for connecting the CPU as an intelligent PROFINET device with a SIMATIC or non-Siemens PROFINET IO controller
- PROFINET shared I-Device for 4 controllers
- PROFINET IO IRT interface with integrated 3-port switch
- Isochronous mode on PROFINET
- With multiple communication options: PG/OP communication, PROFINET IO, open IE communication (TCP, ISO-on-TCP and UDP), web server and S7 communication (with loadable FBs)
- OPC UA server and client (data access) as runtime option for easy connection of the SIMATIC ET 200SP to third-party devices/systems
- Optional PROFIBUS DP master for 125 PROFIBUS DP slaves (with CM DP module 6ES7545-5DA00-0AB0)
- Optional PROFIBUS DP slave (with CM DP module 6ES7545-5DA00-0AB0)
- Configuration control (option handling)
- Integrated motion control functionalities for controlling speed-controlled and positioning axes, support for external encoders, output cams/cam tracks and probes

Note:

SIMATIC memory card required for operation of the CPU. BusAdapter is not included in scope of supply and is to be ordered separately.

Technical specifications

Article number	6ES7512-1DK01-0AB0 CPU 1512SP-1 PN, 200KB Prog./1MB Data
General information	
Product type designation	CPU 1512SP-1 PN
Engineering with	
• STEP 7 TIA Portal configurable/ integrated as of version	V15.1 (FW V2.6)/V13 SP1 Update 4 (FW V1.8) or higher
Supply voltage	
Type of supply voltage	24 V DC
Memory	
Work memory	
• integrated (for program)	200 kbyte
• integrated (for data)	1 Mbyte
Load memory	
• Plug-in (SIMATIC Memory Card), max.	32 Gbyte
CPU processing times	
for bit operations, typ.	48 ns
for word operations, typ.	58 ns
for fixed point arithmetic, typ.	77 ns
for floating point arithmetic, typ.	307 ns
Counters, timers and their retentivity	
S7 counter	
• Number	2 048
IEC counter	
• Number	Any (only limited by the main memory)
S7 times	
• Number	2 048
IEC timer	
• Number	Any (only limited by the main memory)
Data areas and their retentivity	
Flag	
• Number, max.	16 kbyte
Address area	
I/O address area	
• Inputs	32 kbyte; All inputs are in the process image
• Outputs	32 kbyte; All outputs are in the process image
Address space per module	
• Address space per module, max.	288 byte; For input and output data respectively
Address space per station	
• Address space per station, max.	2 560 byte; for central inputs and outputs; depending on configuration; 2 048 bytes for ET 200SP modules + 512 bytes for ET 200AL modules
Time of day	
Clock	
• Type	Hardware clock

Technical specifications (continued)

Article number	6ES7512-1DK01-0AB0 CPU 1512SP-1 PN, 200KB Prog./1MB Data
1. Interface	
Interface types	
• Number of ports	3; 1. integr. + 2. via BusAdapter
• integrated switch	Yes
• RJ 45 (Ethernet)	Yes; X1 P3; opt. X1 P1 and X1 P2 via BusAdapter BA 2x RJ45
• BusAdapter (PROFINET)	Yes; Compatible BusAdapter: BA 2x RJ45, BA 2x FC, BA 2x SCRJ, BA SCRJ / RJ45, BA SCRJ / FC, BA 2x LC, BA LC / RJ45, BA LC / FC
Protocols	
• IP protocol	Yes; IPv4
• PROFINET IO controller	Yes
• PROFINET IO Device	Yes
• SIMATIC communication	Yes
• Open IE communication	Yes
• Web server	Yes
• Media redundancy	Yes; MRP Automanager according to IEC 62439-2 Edition 2.0
PROFINET IO controller	
Services	
- PG/OP communication	Yes
- S7 routing	Yes
- Isochronous mode	Yes
- Open IE communication	Yes
- IRT	Yes
- MRP	Yes; As MRP redundancy manager and/or MRP client; max. number of devices in the ring: 50
- MRPD	Yes; Requirement: IRT
- PROFlenergy	Yes
- Prioritized startup	Yes; Max. 32 PROFINET devices
- Number of connectable IO Devices, max.	128; In total, up to 512 distributed I/O devices can be connected via AS-i, PROFIBUS or PROFINET
- Of which IO devices with IRT, max.	64
- Number of connectable IO Devices for RT, max.	128
- of which in line, max.	128
- Number of IO Devices that can be simultaneously activated/deactivated, max.	8; in total across all interfaces
- Number of IO Devices per tool, max.	8
- Updating times	The minimum value of the update time also depends on communication share set for PROFINET IO, on the number of IO devices, and on the quantity of configured user data
Update time for IRT	
- for send cycle of 250 µs	250 µs to 4 ms; Note: In the case of IRT with isochronous mode, the minimum update time of 500 µs of the isochronous OB is decisive
- for send cycle of 500 µs	500 µs to 8 ms
- for send cycle of 1 ms	1 ms to 16 ms
- for send cycle of 2 ms	2 ms to 32 ms
- for send cycle of 4 ms	4 ms to 64 ms
- With IRT and parameterization of "odd" send cycles	Update time = set "odd" send clock (any multiple of 125 µs: 375 µs, 625 µs ... 3 875 µs)

Article number	6ES7512-1DK01-0AB0 CPU 1512SP-1 PN, 200KB Prog./1MB Data
Update time for RT	
- for send cycle of 250 µs	250 µs to 128 ms
- for send cycle of 500 µs	500 µs to 256 ms
- for send cycle of 1 ms	1 ms to 512 ms
- for send cycle of 2 ms	2 ms to 512 ms
- for send cycle of 4 ms	4 ms to 512 ms
PROFINET IO Device	
Services	
- PG/OP communication	Yes
- S7 routing	Yes
- Isochronous mode	No
- Open IE communication	Yes
- IRT	Yes
- MRP	Yes; As MRP redundancy manager and/or MRP client; max. number of devices in the ring: 50
- MRPD	Yes; Requirement: IRT
- PROFlenergy	Yes
- Shared device	Yes
- Number of IO Controllers with shared device, max.	4
- Asset management record	Yes; Per user program
2. Interface	
Interface types	
• Number of ports	1
• RS 485	Yes; Via CM DP module
Protocols	
• PROFIBUS DP master	Yes
• PROFIBUS DP slave	Yes
• SIMATIC communication	Yes
Protocols	
Number of connections	
• Number of connections, max.	128; via integrated interfaces of the CPU and connected CPs / CMs
PROFIBUS DP master	
Services	
- Number of DP slaves	125; In total, up to 512 distributed I/O devices can be connected via AS-i, PROFIBUS or PROFINET
OPC UA	
• OPC UA client	Yes
• OPC UA server	Yes; Data access (read, write, subscribe), method call, custom address space
Isochronous mode	
Isochronous operation (application synchronized up to terminal)	Yes; Only with PROFINET; with minimum OB 6x cycle of 625 µs

Distributed Controllers

based on ET 200SP

Standard CPUs

CPU 1512SP-1 PN

Technical specifications (continued)

Article number	6ES7512-1DK01-0AB0 CPU 1512SP-1 PN, 200KB Prog./1MB Data
Supported technology objects	
Motion Control	Yes; Note: The number of axes affects the cycle time of the PLC program; selection guide via the TIA Selection Tool or SIZER
• Number of available Motion Control resources for technology objects (except cam disks)	800
• Required Motion Control resources	
- per speed-controlled axis	40
- per positioning axis	80
- per synchronous axis	160
- per external encoder	80
- per output cam	20
- per cam track	160
- per probe	40
Controller	
• PID_Compact	Yes; Universal PID controller with integrated optimization
• PID_3Step	Yes; PID controller with integrated optimization for valves
• PID-Temp	Yes; PID controller with integrated optimization for temperature
Counting and measuring	
• High-speed counter	Yes
Ambient conditions	
Ambient temperature during operation	
• horizontal installation, min.	-25 °C; No condensation
• horizontal installation, max.	60 °C
• vertical installation, min.	-25 °C; No condensation
• vertical installation, max.	50 °C
Altitude during operation relating to sea level	
• Installation altitude above sea level, max.	5 000 m; Restrictions for installation altitudes > 2 000 m, see manual
Configuration	
Programming	
Programming language	
- LAD	Yes
- FBD	Yes
- STL	Yes
- SCL	Yes
- GRAPH	Yes
Know-how protection	
• User program protection/password protection	Yes
• Copy protection	Yes
• Block protection	Yes
Access protection	
• Protection level: Write protection	Yes
• Protection level: Read/write protection	Yes
• Protection level: Complete protection	Yes
Dimensions	
Width	100 mm
Height	117 mm
Depth	75 mm
Weights	
Weight, approx.	310 g

Ordering data

Article No.

CPU 1512SP-1 PN	6ES7512-1DK01-0AB0
Work memory 200 KB for program, 1 MB for data, PROFINET IO IRT interface; SIMATIC memory card required	
Accessories	
CM DP for ET 200SP CPU	6ES7545-5DA00-0AB0
PROFIBUS DP master/slave with electrical interface for connecting the ET 200SP CPUs to PROFIBUS at up to 12 Mbps	
SIMATIC memory card	
4 MB	6ES7954-8LC03-0AA0
12 MB	6ES7954-8LE03-0AA0
24 MB	6ES7954-8LF03-0AA0
256 MB	6ES7954-8LL03-0AA0
2 GB	6ES7954-8LP02-0AA0
32 GB	6ES7954-8LT03-0AA0
DIN rail 35 mm	
• Length: 483 mm for 19" cabinets	6ES5710-8MA11
• Length: 530 mm for 600 mm cabinets	6ES5710-8MA21
• Length: 830 mm for 900 mm cabinets	6ES5710-8MA31
• Length: 2 m	6ES5710-8MA41
PE connection element for DIN rail 2 000 mm	6ES7590-5AA00-0AA0
BusAdapter BA 2xRJ45	6ES7193-6AR00-0AA0
BusAdapter BA 2xFC for increased vibration and EMC loads	6ES7193-6AF00-0AA0
BusAdapter BA 2xSCRJ	6ES7193-6AP00-0AA0
BusAdapter BA SCRJ/RJ45	6ES7193-6AP20-0AA0
BusAdapter BA SCRJ/FC	6ES7193-6AP40-0AA0
BusAdapter BA 2xLC	6ES7193-6AG00-0AA0
BusAdapter BA LC/RJ45	6ES7193-6AG20-0AA0
BusAdapter BA LC/FC	6ES7193-6AG40-0AA0
Equipment labeling plates	6ES7193-6LF30-0AW0
10 sheets of 16 plates	
Labeling strips	
500 labeling strips on roll, light gray, for inscription with thermal transfer roll printer	6ES7193-6LR10-0AA0
500 labeling strips on roll, yellow, for inscription with thermal transfer roll printer	6ES7193-6LR10-0AG0
1 000 labeling strips DIN A4, light gray, card, for inscription with laser printer	6ES7193-6LA10-0AA0
1 000 labeling strips DIN A4, yellow, card, for inscription with laser printer	6ES7193-6LA10-0AG0

Ordering data	Article No.	Ordering data	Article No.
IE FC RJ45 plugs RJ45 plug connector for Industrial Ethernet with a rugged metal enclosure and integrated insulation displacement contacts for connecting Industrial Ethernet FC installation cables		SIMATIC Manual Collection Electronic manuals on DVD, multi-language: LOGO!, SIMADYN, SIMATIC bus components, SIMATIC C7, SIMATIC Distributed I/O, SIMATIC HMI, SIMATIC sensors, SIMATIC NET, SIMATIC PC-based Automation, SIMATIC PCS 7, SIMATIC PG/PC, SIMATIC S7, SIMATIC Software, SIMATIC TDC	6ES7998-8XC01-8YE0
IE FC RJ45 plug 90 90° cable outlet		SIMATIC Manual Collection update service for 1 year Current "Manual Collection" DVD and the three subsequent updates	6ES7998-8XC01-8YE2
1 unit	6GK1901-1BB20-2AA0	STEP 7 Professional V15.1 Target system: SIMATIC S7-1200, S7-1500, S7-300, S7-400, WinAC Requirement: Windows 7 Home Premium SP1 (64-bit) Windows 7 Professional SP1 (64-bit) Windows 7 Enterprise SP1 (64-bit) Windows 7 Ultimate SP1 (64-bit) Windows 10 Home Version 1709, 1803 Windows 10 Professional Version 1709, 1803 Windows 10 Enterprise Version 1709, 1803 Windows 10 Enterprise 2016 LTSC Windows 10 IoT Enterprise 2015 LTSC Windows 10 IoT Enterprise 2016 LTSC Windows Server 2012 R2 StdE (full installation) Windows Server 2016 Standard (full installation) Type of delivery: en, de, fr, it, es, zh	
10 units	6GK1901-1BB20-2AB0	STEP 7 Professional V15.1, floating license	6ES7822-1AA05-0YA5
50 units	6GK1901-1BB20-2AE0	STEP 7 Professional V15.1, floating license software download incl. license key ¹⁾ Email address required for delivery	6ES7822-1AE05-0YA5
IE FC RJ45 plug 180 180° cable outlet		Spare parts	
1 unit	6GK1901-1BB10-2AA0	Power supply connector Spare part; for connecting the 24 V DC supply voltage • With push-in terminals; 10 units	6ES7193-4JB00-0AA0
10 units	6GK1901-1BB10-2AB0	Cover for bus adapter interface 5 units	6ES7591-3AA00-0AA0
50 units	6GK1901-1BB10-2AE0	Server module	6ES7193-6PA00-0AA0
IE FC TP standard cable GP 2x2 4-wire, shielded TP installation cable for connection to IE FC RJ45 outlet/ IE FC RJ45 plug; PROFINET-compatible; with UL approval; sold by the meter; max. delivery unit 1 000 m, minimum order quantity 20 m	6XV1840-2AH10		
IE FC TP trailing cable 2 x 2 (Type C) 4-wire, shielded TP installation cable for connection to IE FC RJ45 outlet/ IE FC RJ45 plug 180/90 for use as trailing cable; PROFINET-compatible; with UL approval; sold by the meter; max. delivery unit 1 000 m, minimum order quantity 20 m	6XV1840-3AH10		
IE FC TP marine cable 2 x 2 (Type B) 4-wire, shielded TP installation cable for connection to IE FC RJ45 outlet/IE FC RJ45 plug 180/90 with marine approval, sold by the meter; max. delivery unit 1 000 m, minimum order quantity 20 m	6XV1840-4AH10		
IE FC stripping tool Preadjusted stripping tool for fast stripping of Industrial Ethernet FC cables	6GK1901-1GA00		
Manuals for ET 200SP distributed I/O system ET 200SP library: ET 200SP Manual Collection, comprising system manual, product information, and device manuals Manuals can be downloaded from the Internet as PDF files: http://www.siemens.com/simatic-docu			

¹⁾ For up-to-date information and download availability, see:
<http://www.siemens.com/tia-online-software-delivery>

Distributed Controllers

based on ET 200SP
SIPLUS standard CPUs

SIPLUS CPU 1510SP-1 PN

Overview



- SIPLUS CPU 1510SP-1 PN for SIPLUS ET 200SP based on SIPLUS-S7-1500 CPU 1511-1 PN
- For high-performance control solutions using ET 200SP
- Increase in availability of systems and machines
- PROFINET IO controller for up to 64 IO devices
- PROFINET I-Device for connecting the CPU as an intelligent PROFINET device with a SIMATIC or non-Siemens PROFINET IO controller
- PROFINET shared I-Device for 4 controllers
- PROFINET IO IRT interface with integrated 3-port switch
- Isochronous mode on PROFINET
- With multiple communication options: PG/OP communication, PROFINET IO, open IE communication (TCP, ISO-on-TCP and UDP), web server and S7 communication (with loadable FBs)
- Optional PROFIBUS DP master for 125 PROFIBUS DP slaves (with CM DP module 6ES7545-5DA00-0AB0)
- Optional PROFIBUS DP slave (with CM DP module 6ES7545-5DA00-0AB0)
- Configuration control (option handling)
- Integrated motion control functionalities for controlling speed-controlled and positioning axes, support for external encoders

Note:

SIMATIC memory card required for operation of the CPU. The bus adapter is not included in scope of supply and is to be ordered separately.

SIPLUS extreme products are based on SIMATIC standard products. The contents listed here were taken from the respective standard products. SIPLUS extreme specific information was added.

Technical specifications

Article number	6AG1510-1DJ01-2AB0
Based on	6ES7510-1DJ01-0AB0 SIPLUS ET 200SP CPU 1510SP-1 PN
Ambient conditions	
Ambient temperature during operation	
• horizontal installation, min.	-40 °C; = Tmin (incl. condensation/frost)
• horizontal installation, max.	60 °C; = Tmax
• vertical installation, min.	-40 °C; = Tmin
• vertical installation, max.	50 °C; = Tmax
Altitude during operation relating to sea level	
• Installation altitude above sea level, max.	5 000 m
• Ambient air temperature-barometric pressure-altitude	Tmin ... Tmax at 1 140 hPa ... 795 hPa (-1 000 m ... +2 000 m) // Tmin ... (Tmax - 10 K) at 795 hPa ... 658 hPa (+2 000 m ... +3 500 m) // Tmin ... (Tmax -20 K) at 658 hPa ... 540 hPa (+3 500 m ... +5 000 m)
Relative humidity	
• With condensation, tested in accordance with IEC 60068-2-38, max.	100 %; RH incl. condensation / frost (no commissioning in bedewed state), horizontal installation
Resistance	
Coolants and lubricants	
- Resistant to commercially available coolants and lubricants	Yes; Incl. diesel and oil droplets in the air
Use in stationary industrial systems	
- to biologically active substances according to EN 60721-3-3	Yes; Class 3B2 mold, fungus and dry rot spores (with the exception of fauna); Class 3B3 on request
- to chemically active substances according to EN 60721-3-3	Yes; Class 3C4 (RH < 75%) incl. salt spray according to EN 60068-2-52 (degree of severity 3). The supplied connector covers must remain on the unused interfaces during operation!
- to mechanically active substances according to EN 60721-3-3	Yes; Class 3S4 incl. sand, dust. The supplied connector covers must remain on the unused interfaces during operation!
Use on ships/at sea	
- to biologically active substances according to EN 60721-3-6	Yes; Class 6B2 mold and fungal spores (excluding fauna); Class 6B3 on request
- to chemically active substances according to EN 60721-3-6	Yes; Class 6C3 (RH < 75%) incl. salt spray acc. to EN 60068-2-52 (severity degree 3); *
- to mechanically active substances according to EN 60721-3-6	Yes; Class 6S3 incl. sand, dust; *
Remark	
- Note regarding classification of environmental conditions acc. to EN 60721	* The supplied plug covers must remain in place over the unused interfaces during operation!
Conformal coating	
• Coatings for printed circuit board assemblies acc. to EN 61086	Yes; Class 2 for high availability
• Protection against fouling acc. to EN 60664-3	Yes; Type 1 protection
• Military testing according to MIL-I-46058C, Amendment 7	Yes; Discoloration of coating possible during service life
• Qualification and Performance of Electrical Insulating Compound for Printed Board Assemblies according to IPC-CC-830A	Yes; Conformal coating, Class A


Ordering data	Article No.	Accessories	Article No.
SIPLUS CPU 1510SP-1 PN (Extended temperature range and exposure to environmental substances) Work memory 100 KB for program, 750 KB for data, PROFINET IO IRT interface; SIMATIC memory card required	6AG1510-1DJ01-2AB0	BA 2xRJ45 BusAdapter (Extended temperature range and exposure to environmental substances) BA 2xFC BusAdapter for increased vibration and EMC loads (Extended temperature range and exposure to environmental substances) IE FC RJ45 plugs RJ45 plug connector for Industrial Ethernet with a rugged metal enclosure and integrated insulation displacing contacts for connecting Industrial Ethernet FC installation cables IE FC RJ45 plug 180 (Extended temperature range and exposure to environmental substances) 180° cable outlet 1 unit Additional accessories	6AG1193-6AR00-7AA0 6AG1193-6AF00-7AA0 6AG1901-1BB10-7AA0 See SIMATIC ET 200SP CPU 1510SP-1 PN, page 7/4

Distributed Controllers

based on ET 200SP
SIPLUS standard CPUs

SIPLUS CPU 1512SP-1 PN

Overview



- SIPLUS CPU 1512SP-1 PN for SIPLUS ET 200SP based on SIPLUS S7-1500 CPU 1513-1 PN
- For applications with medium requirements regarding the program scope and processing speed, for distributed setup via PROFINET IO or PROFIBUS DP.
- Increase in availability of systems and machines
- PROFINET IO controller for up to 128 IO devices
- PROFINET I-Device for connecting the CPU as an intelligent PROFINET device with a SIMATIC or non-Siemens PROFINET IO controller
- PROFINET shared I-Device for 4 controllers
- PROFINET IO IRT interface with integrated 3-port switch
- Isochronous mode on PROFINET
- With multiple communication options: PG/OP communication, PROFINET IO, open IE communication (TCP, ISO-on-TCP and UDP), web server and S7 communication (with loadable FBs)
- Optional PROFIBUS DP master for 125 PROFIBUS DP slaves (with CM DP module 6ES7545-5DA00-0AB0)
- Optional PROFIBUS DP slave (with CM DP module 6ES7545-5DA00-0AB0)
- Configuration control (option handling)
- Integrated motion control functionalities for controlling speed-controlled and positioning axes, support for external encoders

Note:

SIMATIC memory card required for operation of the CPU. BusAdapter is not included in scope of supply and is to be ordered separately.

SIPLUS extreme products are based on SIMATIC standard products. The contents listed here were taken from the respective standard products. SIPLUS extreme specific information was added.

Technical specifications

Article number	6AG1512-1DK01-2AB0
Based on	6ES7512-1DK01-0AB0 SIPLUS ET 200SP CPU 1512SP-1 PN
Ambient conditions	
Ambient temperature during operation	
• horizontal installation, min.	-40 °C; = Tmin (incl. condensation/frost)
• horizontal installation, max.	60 °C; = Tmax
• vertical installation, min.	-40 °C; = Tmin
• vertical installation, max.	50 °C; = Tmax
Altitude during operation relating to sea level	
• Installation altitude above sea level, max.	5 000 m
• Ambient air temperature-barometric pressure-altitude	Tmin ... Tmax at 1 140 hPa ... 795 hPa (-1 000 m ... +2 000 m) // Tmin ... (Tmax - 10 K) at 795 hPa ... 658 hPa (+2 000 m ... +3 500 m) // Tmin ... (Tmax -20 K) at 658 hPa ... 540 hPa (+3 500 m ... +5 000 m)
Relative humidity	
• With condensation, tested in accordance with IEC 60068-2-38, max.	100 %; RH incl. condensation / frost (no commissioning in bedewed state), horizontal installation
Resistance	
Coolants and lubricants	
- Resistant to commercially available coolants and lubricants	Yes; Incl. diesel and oil droplets in the air
Use in stationary industrial systems	
- to biologically active substances according to EN 60721-3-3	Yes; Class 3B2 mold, fungus and dry rot spores (with the exception of fauna); Class 3B3 on request
- to chemically active substances according to EN 60721-3-3	Yes; Class 3C4 (RH < 75%) incl. salt spray according to EN 60068-2-52 (degree of severity 3). The supplied connector covers must remain on the unused interfaces during operation!
- to mechanically active substances according to EN 60721-3-3	Yes; Class 3S4 incl. sand, dust. The supplied connector covers must remain on the unused interfaces during operation!
Use on ships/at sea	
- to biologically active substances according to EN 60721-3-6	Yes; Class 6B2 mold and fungal spores (excluding fauna); Class 6B3 on request
- to chemically active substances according to EN 60721-3-6	Yes; Class 6C3 (RH < 75 %) incl. salt spray acc. to EN 60068-2-52 (severity degree 3); *
- to mechanically active substances according to EN 60721-3-6	Yes; Class 6S3 incl. sand, dust; *
Remark	
- Note regarding classification of environmental conditions acc. to EN 60721	* The supplied plug covers must remain in place over the unused interfaces during operation!
Conformal coating	
• Coatings for printed circuit board assemblies acc. to EN 61086	Yes; Class 2 for high availability
• Protection against fouling acc. to EN 60664-3	Yes; Type 1 protection
• Military testing according to MIL-I-46058C, Amendment 7	Yes; Discoloration of coating possible during service life
• Qualification and Performance of Electrical Insulating Compound for Printed Board Assemblies according to IPC-CC-830A	Yes; Conformal coating, Class A

Distributed Controllers

based on ET 200SP

Fail-safe CPUs

CPU 1510SP F-1 PN

Overview



- CPU 1510SP F-1 PN for SIMATIC ET 200SP based on S7-1500 CPU 1511F-1 PN
- For high-performance control solutions using ET 200SP
- Increase in availability of systems and machines
- Supports PROFIsafe in centralized and distributed configurations
- PROFINET IO controller for up to 64 IO devices
- PROFINET I-Device for connecting the CPU as an intelligent PROFINET device with a SIMATIC or non-Siemens PROFINET IO controller
- PROFINET shared I-Device for 4 controllers
- PROFINET IO IRT interface with integrated 3-port switch
- Isochronous mode on PROFINET
- With multiple communication options: PG/OP communication, PROFINET IO, open IE communication (TCP, ISO-on-TCP and UDP), web server and S7 communication (with loadable FBs)
- OPC UA server and client (data access) as runtime option for easy connection of the SIMATIC ET 200SP to third-party devices/systems
- Optional PROFIBUS master for 125 PROFIBUS DP slaves (with CM DP module 6ES7545-5DA00-0AB0)
- Configuration control (option handling)
- Integrated motion control functionalities for controlling speed-controlled and positioning axes, support for external encoders

Note:

SIMATIC memory card required for operation of the CPU.

The BusAdapter is not included in the scope of supply and must be ordered separately.

Technical specifications

Article number	6ES7510-1SJ01-0AB0 CPU1510SP F-1 PN, 150KB Prog./750KB Data
General information	
Product type designation	CPU 1510SP F-1 PN
Engineering with	
• STEP 7 TIA Portal configurable/ integrated as of version	V15.1 (FW V2.6)/V13 SP1 Update 4 (FW V1.8) or higher
Supply voltage	
Type of supply voltage	24 V DC
Memory	
Work memory	
• integrated (for program)	150 kbyte
• integrated (for data)	750 kbyte
Load memory	
• Plug-in (SIMATIC Memory Card), max.	32 Gbyte
CPU processing times	
for bit operations, typ.	72 ns
for word operations, typ.	86 ns
for fixed point arithmetic, typ.	115 ns
for floating point arithmetic, typ.	461 ns
Counters, timers and their retentivity	
S7 counter	
• Number	2 048
IEC counter	
• Number	Any (only limited by the main memory)
S7 times	
• Number	2 048
IEC timer	
• Number	Any (only limited by the main memory)
Data areas and their retentivity	
Flag	
• Number, max.	16 kbyte
Address area	
I/O address area	
• Inputs	32 kbyte; All inputs are in the process image
• Outputs	32 kbyte; All outputs are in the process image
Address space per module	
• Address space per module, max.	288 byte; For input and output data respectively
Address space per station	
• Address space per station, max.	2 560 byte; for central inputs and outputs; depending on configuration; 2 048 bytes for ET 200SP modules + 512 bytes for ET 200AL modules
Time of day	
Clock	
• Type	Hardware clock

Technical specifications (continued)

Article number	6ES7510-1SJ01-0AB0 CPU 1510SP F-1 PN, 150KB Prog./750KB Data
1. Interface	
Interface types	
• Number of ports	3; 1. integr. + 2. via BusAdapter
• integrated switch	Yes
• RJ 45 (Ethernet)	Yes; X1 P3; opt. X1 P1 and X1 P2 via BusAdapter BA 2x RJ45
• BusAdapter (PROFINET)	Yes; Applicable BusAdapter: BA 2x RJ45, BA 2x FC
Protocols	
• IP protocol	Yes; IPv4
• PROFINET IO controller	Yes
• PROFINET IO Device	Yes
• SIMATIC communication	Yes
• Open IE communication	Yes
• Web server	Yes
• Media redundancy	Yes; MRP Automanager according to IEC 62439-2 Edition 2.0
PROFINET IO controller	
Services	
- PG/OP communication	Yes
- S7 routing	Yes
- Isochronous mode	Yes
- Open IE communication	Yes
- IRT	Yes
- MRP	Yes; As MRP redundancy manager and/or MRP client; max. number of devices in the ring: 50
- MRPD	Yes; Requirement: IRT
- PROFenergy	Yes
- Prioritized startup	Yes; Max. 32 PROFINET devices
- Number of connectable IO Devices, max.	64; In total, up to 256 distributed I/O devices can be connected via AS-i, PROFIBUS or PROFINET
- Of which IO devices with IRT, max.	64
- Number of connectable IO Devices for RT, max.	64
- of which in line, max.	64
- Number of IO Devices that can be simultaneously activated/deactivated, max.	8; in total across all interfaces
- Number of IO Devices per tool, max.	8
- Updating times	The minimum value of the update time also depends on communication share set for PROFINET IO, on the number of IO devices, and on the quantity of configured user data
Update time for IRT	
- for send cycle of 250 µs	250 µs to 4 ms; Note: In the case of IRT with isochronous mode, the minimum update time of 625 µs of the isochronous OB is decisive
- for send cycle of 500 µs	500 µs to 8 ms; Note: In the case of IRT with isochronous mode, the minimum update time of 625 µs of the isochronous OB is decisive
- for send cycle of 1 ms	1 ms to 16 ms
- for send cycle of 2 ms	2 ms to 32 ms
- for send cycle of 4 ms	4 ms to 64 ms
- With IRT and parameterization of "odd" send cycles	Update time = set "odd" send clock (any multiple of 125 µs: 375 µs, 625 µs ... 3 875 µs)

Article number	6ES7510-1SJ01-0AB0 CPU 1510SP F-1 PN, 150KB Prog./750KB Data
Update time for RT	
- for send cycle of 250 µs	250 µs to 128 ms
- for send cycle of 500 µs	500 µs to 256 ms
- for send cycle of 1 ms	1 ms to 512 ms
- for send cycle of 2 ms	2 ms to 512 ms
- for send cycle of 4 ms	4 ms to 512 ms
PROFINET IO Device	
Services	
- PG/OP communication	Yes
- S7 routing	Yes
- Isochronous mode	No
- Open IE communication	Yes
- IRT	Yes
- MRP	Yes; As MRP redundancy manager and/or MRP client; max. number of devices in the ring: 50
- MRPD	Yes; Requirement: IRT
- PROFenergy	Yes
- Shared device	Yes
- Number of IO Controllers with shared device, max.	4
- Asset management record	Yes; Per user program
2. Interface	
Interface types	
• Number of ports	1
• RS 485	Yes; Via CM DP module
Protocols	
• PROFIBUS DP master	Yes
• PROFIBUS DP slave	Yes
• SIMATIC communication	Yes
Protocols	
Number of connections	
• Number of connections, max.	96; via integrated interfaces of the CPU and connected CPs / CMs
PROFIBUS DP master	
Services	
- Number of DP slaves	125; In total, up to 256 distributed I/O devices can be connected via AS-i, PROFIBUS or PROFINET
OPC UA	
• OPC UA client	Yes
• OPC UA server	Yes; Data access (read, write, subscribe), method call, custom address space
Isochronous mode	
Isochronous operation (application synchronized up to terminal)	Yes; Only with PROFINET; with minimum OB 6x cycle of 625 µs

Distributed Controllers

based on ET 200SP

Fail-safe CPUs

CPU 1510SP F-1 PN

Technical specifications (continued)

Article number	6ES7510-1SJ01-0AB0 CPU 1510SP F-1 PN, 150KB Prog./750KB Data
Supported technology objects	
Motion Control	Yes; Note: The number of axes affects the cycle time of the PLC program; selection guide via the TIA Selection Tool or SIZER
• Number of available Motion Control resources for technology objects (except cam disks)	800
• Required Motion Control resources	
- per speed-controlled axis	40
- per positioning axis	80
- per synchronous axis	160
- per external encoder	80
- per output cam	20
- per cam track	160
- per probe	40
Controller	
• PID_Compact	Yes; Universal PID controller with integrated optimization
• PID_3Step	Yes; PID controller with integrated optimization for valves
• PID-Temp	Yes; PID controller with integrated optimization for temperature
Counting and measuring	
• High-speed counter	Yes
Standards, approvals, certificates	
Highest safety class achievable in safety mode	
Probability of failure (for service life of 20 years and repair time of 10047,131 mmhours)	
- Low demand mode: PFDavg in accordance with SIL3	< 2.00E-05
- High demand/continuous mode: PFH in accordance with SIL3	< 1.00E-09

Article number	6ES7510-1SJ01-0AB0 CPU 1510SP F-1 PN, 150KB Prog./750KB Data
Ambient conditions	
Ambient temperature during operation	
• horizontal installation, min.	-25 °C; No condensation
• horizontal installation, max.	60 °C
• vertical installation, min.	-25 °C; No condensation
• vertical installation, max.	50 °C
Altitude during operation relating to sea level	
• Installation altitude above sea level, max.	5 000 m; Restrictions for installation altitudes > 2 000 m, see manual
Configuration	
Programming	
Programming language	
- LAD	Yes; incl. failsafe
- FBD	Yes; incl. failsafe
- STL	Yes
- SCL	Yes
- GRAPH	Yes
Know-how protection	
• User program protection/password protection	Yes
• Copy protection	Yes
• Block protection	Yes
Access protection	
• Protection level: Write protection	Yes
• Protection level: Read/write protection	Yes
• Protection level: Complete protection	Yes
Dimensions	
Width	100 mm
Height	117 mm
Depth	75 mm
Weights	
Weight, approx.	310 g

Ordering data	Article No.	Article No.
CPU 1510SP F-1 PN Work memory 150 KB for program, 750 KB for data, PROFINET IO IRT interface; SIMATIC memory card required	6ES7510-1SJ01-0AB0	
Accessories		
CM DP for ET 200SP CPU PROFIBUS DP master/slave with electrical interface for connecting the ET 200SP CPUs to PROFIBUS at up to 12 Mbps	6ES7545-5DA00-0AB0	
SIMATIC memory card		
4 MB	6ES7954-8LC03-0AA0	
12 MB	6ES7954-8LE03-0AA0	
24 MB	6ES7954-8LF03-0AA0	
256 MB	6ES7954-8LL03-0AA0	
2 GB	6ES7954-8LP02-0AA0	
32 GB	6ES7954-8LT03-0AA0	
DIN rail 35 mm		
• Length: 483 mm for 19" cabinets	6ES5710-8MA11	
• Length: 530 mm for 600 mm cabinets	6ES5710-8MA21	
• Length: 830 mm for 900 mm cabinets	6ES5710-8MA31	
• Length: 2 m	6ES5710-8MA41	
PE connection element for DIN rail 2 000 mm	6ES7590-5AA00-0AA0	
BusAdapter BA 2xRJ45	6ES7193-6AR00-0AA0	
BusAdapter BA 2xFC for increased vibration and EMC loads	6ES7193-6AF00-0AA0	
BusAdapter BA 2xSCRJ	6ES7193-6AP00-0AA0	
BusAdapter BA SCRJ/RJ45	6ES7193-6AP20-0AA0	
BusAdapter BA SCRJ/FC	6ES7193-6AP40-0AA0	
Equipment labeling plates 10 sheets of 16 plates	6ES7193-6LF30-0AW0	
Labeling strips		
500 labeling strips on roll, light gray, for inscription with thermal transfer roll printer	6ES7193-6LR10-0AA0	
500 labeling strips on roll, yellow, for inscription with thermal transfer roll printer	6ES7193-6LR10-0AG0	
1 000 labeling strips DIN A4, light gray, card, for inscription with laser printer	6ES7193-6LA10-0AA0	
1000 labeling strips DIN A4, yellow, card, for inscription with laser printer	6ES7193-6LA10-0AG0	
IE FC RJ45 plugs		
RJ45 plug connector for Industrial Ethernet with a rugged metal enclosure and integrated insulation displacement contacts for connecting Industrial Ethernet FC installation cables		
IE FC RJ45 plug 90		
90° cable outlet		
1 unit	6GK1901-1BB20-2AA0	
10 units	6GK1901-1BB20-2AB0	
50 units	6GK1901-1BB20-2AE0	
IE FC RJ45 plug 180		
180° cable outlet		
1 unit	6GK1901-1BB10-2AA0	
10 units	6GK1901-1BB10-2AB0	
50 units	6GK1901-1BB10-2AE0	
IE FC TP standard cable GP 2x2	6XV1840-2AH10	
4-wire, shielded TP installation cable for connection to IE FC RJ45 outlet/ IE FC RJ45 plug; PROFINET-compatible; with UL approval; sold by the meter; max. delivery unit 1000 m, minimum order quantity 20 m		
IE FC TP trailing cable 2 x 2 (Type C)	6XV1840-3AH10	
4-wire, shielded TP installation cable for connection to IE FC RJ45 outlet/ IE FC RJ45 plug 180/90 for use as trailing cable; PROFINET-compatible; with UL approval; sold by the meter; max. delivery unit 1 000 m, minimum order quantity 20 m		
IE FC TP marine cable 2 x 2 (Type B)	6XV1840-4AH10	
4-wire, shielded TP installation cable for connection to IE FC RJ45 outlet/IE FC RJ45 plug 180/90 with marine approval, sold by the meter; max. delivery unit 1 000 m, minimum order quantity 20 m		
IE FC stripping tool	6GK1901-1GA00	
Preadjusted stripping tool for fast stripping of Industrial Ethernet FC cables		

Distributed Controllers

based on ET 200SP

Fail-safe CPUs

CPU 1510SP F-1 PN

Ordering data	Article No.	Ordering data	Article No.
Manuals for ET 200SP distributed I/O system ET 200SP library: ET 200SP Manual Collection, comprising system manual, product information, and device manuals Manuals can be downloaded from the Internet as PDF files: http://www.siemens.com/simatic-docu		STEP 7 Safety Advanced V15.1 Task: Engineering tool for configuring and programming fail-safe user programs for SIMATIC S7-1200 FC, S7-1500F, S7-1500F Software Controller, S7-300F, S7-400F, WinAC RTX F, ET 200SP F Controller and the fail-safe ET 200SP, ET 200MP, ET 200S, ET 200M, ET 200iSP, ET 200pro and ET 200eco I/O Requirement: STEP 7 Professional V15.1 Floating license for 1 user, software and documentation on DVD, license key on USB flash drive Floating license for 1 user, software, documentation and license key for download ²⁾ ; email address required for delivery	
SIMATIC Manual Collection Electronic manuals on DVD, multi-language: LOGO!, SIMADYN, SIMATIC bus components, SIMATIC C7, SIMATIC Distributed I/O, SIMATIC HMI, SIMATIC sensors, SIMATIC NET, SIMATIC PC-based Automation, SIMATIC PCS 7, SIMATIC PG/PC, SIMATIC S7, SIMATIC Software, SIMATIC TDC	6ES7998-8XC01-8YE0		6ES7833-1FA15-0YA5 6ES7833-1FA15-0YH5
SIMATIC Manual Collection update service for 1 year Current "Manual Collection" DVD and the three subsequent updates	6ES7998-8XC01-8YE2		
STEP 7 Professional V15.1 Target system: SIMATIC S7-1200, S7-1500, S7-300, S7-400, WinAC Requirement: Windows 7 Home Premium SP1 (64-bit) Windows 7 Professional SP1 (64-bit) Windows 7 Enterprise SP1 (64-bit) Windows 7 Ultimate SP1 (64-bit) Windows 10 Home Version 1709, 1803 Windows 10 Professional Version 1709, 1803 Windows 10 Enterprise Version 1709, 1803 Windows 10 Enterprise 2016 LTSC Windows 10 IoT Enterprise 2015 LTSC Windows 10 IoT Enterprise 2016 LTSC Windows Server 2012 R2 StdE (full installation) Windows Server 2016 Standard (full installation) Type of delivery: en, de, fr, it, es, zh STEP 7 Professional V15.1, floating license STEP 7 Professional V15.1, floating license software download incl. license key ¹⁾ Email address required for delivery	6ES7822-1AA05-0YA5 6ES7822-1AE05-0YA5		
		Spare parts Power supply connector Spare part; for connecting the 24 V DC supply voltage • With push-in terminals; 10 units	6ES7193-4JB00-0AA0
		Cover for bus adapter interface 5 units	6ES7591-3AA00-0AA0
		Server module	6ES7193-6PA00-0AA0

¹⁾ For up-to-date information and download availability, see:
<http://www.siemens.com/tia-online-software-delivery>

Overview



- CPU 1512SP F-1 PN for SIMATIC ET 200SP based on S7-1500 CPU 1513F-1 PN
- For applications with medium requirements in terms of program scope and processing speed, for distributed configurations via PROFINET IO or PROFIBUS DP.
- Increase in availability of systems and machines
- Supports PROFI-safe in centralized and distributed configurations
- PROFINET IO controller for up to 128 IO devices
- PROFINET I-Device for connecting the CPU as an intelligent PROFINET device with a SIMATIC or non-Siemens PROFINET IO controller
- PROFINET shared I-Device for 4 controllers
- PROFINET IO IRT interface with integrated 3-port switch
- Isochronous mode on PROFINET
- With multiple communication options: PG/OP communication, PROFINET IO, open IE communication (TCP, ISO-on-TCP and UDP), web server and S7 communication (with loadable FBs)
- OPC UA server and client (data access) as runtime option for easy connection of the SIMATIC ET 200SP to third-party devices/systems
- Optional PROFIBUS master for 125 PROFIBUS DP slaves (with CM DP module 6ES7545-5DA00-0AB0)
- Configuration control (option handling)
- Integrated motion control functionalities for controlling speed-controlled and positioning axes, support for external encoders

Note:

SIMATIC memory card required for operation of the CPU.

The BusAdapter is not included in the scope of supply and must be ordered separately.

Technical specifications

Article number	6ES7512-1SK01-0AB0 CPU 1512SP F-1 PN, 300KB Prog./1MB Data
General information	
Product type designation	CPU 1512SP F-1 PN
Engineering with	
• STEP 7 TIA Portal configurable/ integrated as of version	V15.1 (FW V2.6)/V13 SP1 Update 4 (FW V1.8) or higher
Supply voltage	
Type of supply voltage	24 V DC
Memory	
Work memory	
• integrated (for program)	300 kbyte
• integrated (for data)	1 Mbyte
Load memory	
• Plug-in (SIMATIC Memory Card), max.	32 Gbyte
CPU processing times	
for bit operations, typ.	48 ns
for word operations, typ.	58 ns
for fixed point arithmetic, typ.	77 ns
for floating point arithmetic, typ.	307 ns
Counters, timers and their retentivity	
S7 counter	
• Number	2 048
IEC counter	
• Number	Any (only limited by the main memory)
S7 times	
• Number	2 048
IEC timer	
• Number	Any (only limited by the main memory)
Data areas and their retentivity	
Flag	
• Number, max.	16 kbyte
Address area	
I/O address area	
• Inputs	32 kbyte; All inputs are in the process image
• Outputs	32 kbyte; All outputs are in the process image
Address space per module	
• Address space per module, max.	288 byte; For input and output data respectively
Address space per station	
• Address space per station, max.	2 560 byte; for central inputs and outputs; depending on configuration; 2 048 bytes for ET 200SP modules + 512 bytes for ET 200AL modules
Time of day	
Clock	
• Type	Hardware clock

Distributed Controllers

based on ET 200SP

Fail-safe CPUs

CPU 1512SP F-1 PN

Technical specifications (continued)

Article number	6ES7512-1SK01-0AB0 CPU 1512SP F-1 PN, 300KB Prog./1MB Data
1. Interface	
Interface types	
• Number of ports	3; 1. integr. + 2. via BusAdapter
• integrated switch	Yes
• RJ 45 (Ethernet)	Yes; X1 P3; opt. X1 P1 and X1 P2 via BusAdapter BA 2x RJ45
• BusAdapter (PROFINET)	Yes; Compatible BusAdapter: BA 2x RJ45, BA 2x FC, BA 2x SCRJ, BA SCRJ / RJ45, BA SCRJ / FC, BA 2x LC, BA LC / RJ45, BA LC / FC
Protocols	
• IP protocol	Yes; IPv4
• PROFINET IO controller	Yes
• PROFINET IO Device	Yes
• SIMATIC communication	Yes
• Open IE communication	Yes
• Web server	Yes
• Media redundancy	Yes; MRP Automanager according to IEC 62439-2 Edition 2.0
PROFINET IO controller	
Services	
- PG/OP communication	Yes
- S7 routing	Yes
- Isochronous mode	Yes
- Open IE communication	Yes
- IRT	Yes
- MRP	Yes; As MRP redundancy manager and/or MRP client; max. number of devices in the ring: 50
- MRPD	Yes; Requirement: IRT
- PROFlenergy	Yes
- Prioritized startup	Yes; Max. 32 PROFINET devices
- Number of connectable IO Devices, max.	128; In total, up to 512 distributed I/O devices can be connected via AS-i, PROFIBUS or PROFINET
- Of which IO devices with IRT, max.	64
- Number of connectable IO Devices for RT, max.	128
- of which in line, max.	128
- Number of IO Devices that can be simultaneously activated/deactivated, max.	8; in total across all interfaces
- Number of IO Devices per tool, max.	8
- Updating times	The minimum value of the update time also depends on communication share set for PROFINET IO, on the number of IO devices, and on the quantity of configured user data
Update time for IRT	
- for send cycle of 250 µs	250 µs to 4 ms; Note: In the case of IRT with isochronous mode, the minimum update time of 500 µs of the isochronous OB is decisive
- for send cycle of 500 µs	500 µs to 8 ms
- for send cycle of 1 ms	1 ms to 16 ms
- for send cycle of 2 ms	2 ms to 32 ms
- for send cycle of 4 ms	4 ms to 64 ms
- With IRT and parameterization of "odd" send cycles	Update time = set "odd" send clock (any multiple of 125 µs: 375 µs, 625 µs ... 3 875 µs)

Article number	6ES7512-1SK01-0AB0 CPU 1512SP F-1 PN, 300KB Prog./1MB Data
Update time for RT	
- for send cycle of 250 µs	250 µs to 128 ms
- for send cycle of 500 µs	500 µs to 256 ms
- for send cycle of 1 ms	1 ms to 512 ms
- for send cycle of 2 ms	2 ms to 512 ms
- for send cycle of 4 ms	4 ms to 512 ms
PROFINET IO Device	
Services	
- PG/OP communication	Yes
- S7 routing	Yes
- Isochronous mode	No
- Open IE communication	Yes
- IRT	Yes
- MRP	Yes; As MRP redundancy manager and/or MRP client; max. number of devices in the ring: 50
- MRPD	Yes; Requirement: IRT
- PROFlenergy	Yes
- Shared device	Yes
- Number of IO Controllers with shared device, max.	4
- Asset management record	Yes; Per user program
2. Interface	
Interface types	
• Number of ports	1
• RS 485	Yes; Via CM DP module
Protocols	
• PROFIBUS DP master	Yes
• PROFIBUS DP slave	Yes
• SIMATIC communication	Yes
Protocols	
Number of connections	
• Number of connections, max.	128; via integrated interfaces of the CPU and connected CPs / CMs
PROFIBUS DP master	
Services	
- Number of DP slaves	125; In total, up to 512 distributed I/O devices can be connected via AS-i, PROFIBUS or PROFINET
OPC UA	
• OPC UA client	Yes
• OPC UA server	Yes; Data access (read, write, subscribe), method call, custom address space
Isochronous mode	
Isochronous operation (application synchronized up to terminal)	Yes; Only with PROFINET; with minimum OB 6x cycle of 625 µs

Technical specifications (continued)

Article number	6ES7512-1SK01-0AB0 CPU 1512SP F-1 PN, 300KB Prog./1MB Data
Supported technology objects	
Motion Control	Yes; Note: The number of axes affects the cycle time of the PLC program; selection guide via the TIA Selection Tool or SIZER
• Number of available Motion Control resources for technology objects (except cam disks)	800
• Required Motion Control resources	
- per speed-controlled axis	40
- per positioning axis	80
- per synchronous axis	160
- per external encoder	80
- per output cam	20
- per cam track	160
- per probe	40
Controller	
• PID_Compact	Yes; Universal PID controller with integrated optimization
• PID_3Step	Yes; PID controller with integrated optimization for valves
• PID-Temp	Yes; PID controller with integrated optimization for temperature
Counting and measuring	
• High-speed counter	Yes
Standards, approvals, certificates	
Highest safety class achievable in safety mode	
Probability of failure (for service life of 20 years and repair time of 100 hours)	
- Low demand mode: PFDavg in accordance with SIL3	< 2.00E-05
- High demand/continuous mode: PFH in accordance with SIL3	< 1.00E-09

Article number	6ES7512-1SK01-0AB0 CPU 1512SP F-1 PN, 300KB Prog./1MB Data
Ambient conditions	
Ambient temperature during operation	
• horizontal installation, min.	-25 °C; No condensation
• horizontal installation, max.	60 °C
• vertical installation, min.	-25 °C; No condensation
• vertical installation, max.	50 °C
Altitude during operation relating to sea level	
• Installation altitude above sea level, max.	5 000 m; Restrictions for installation altitudes > 2 000 m, see manual
Configuration	
Programming	
Programming language	
- LAD	Yes; incl. failsafe
- FBD	Yes; incl. failsafe
- STL	Yes
- SCL	Yes
- GRAPH	Yes
Know-how protection	
• User program protection/password protection	Yes
• Copy protection	Yes
• Block protection	Yes
Access protection	
• Protection level: Write protection	Yes
• Protection level: Read/write protection	Yes
• Protection level: Complete protection	Yes
Dimensions	
Width	100 mm
Height	117 mm
Depth	75 mm
Weights	
Weight, approx.	310 g

Distributed Controllers

based on ET 200SP

Fail-safe CPUs

CPU 1512SP F-1 PN

Ordering data

CPU 1512SP F-1 PN

Work memory 300 KB for program, 1 MB for data, PROFINET IO IRT interface, SIMATIC memory card required

Accessories

CM DP for ET 200SP CPU

PROFIBUS DP master/slave with electrical interface for connecting the ET 200SP CPUs to PROFIBUS at up to 12 Mbps

SIMATIC memory card

4 MB

12 MB

24 MB

256 MB

2 GB

32 GB

DIN rail 35 mm

- Length: 483 mm for 19" cabinets
- Length: 530 mm for 600 mm cabinets
- Length: 830 mm for 900 mm cabinets
- Length: 2 m

PE connection element for DIN rail 2 000 mm

BusAdapter BA 2xRJ45

BusAdapter BA 2xFC for increased vibration and EMC loads

BusAdapter BA 2xSCRJ

BusAdapter BA SCRJ/RJ45

BusAdapter BA SCRJ/FC

Equipment labeling plates

10 sheets of 16 plates

Labeling strips

500 labeling strips on roll, light gray, for inscription with thermal transfer roll printer

500 labeling strips on roll, yellow, for inscription with thermal transfer roll printer

1 000 labeling strips DIN A4, light gray, card, for inscription with laser printer

1000 labeling strips DIN A4, yellow, card, for inscription with laser printer

Article No.

6ES7512-1SK01-0AB0

6ES7545-5DA00-0AB0

6ES7954-8LC03-0AA0

6ES7954-8LE03-0AA0

6ES7954-8LF03-0AA0

6ES7954-8LL03-0AA0

6ES7954-8LP02-0AA0

6ES7954-8LT03-0AA0

6ES5710-8MA11

6ES5710-8MA21

6ES5710-8MA31

6ES5710-8MA41

6ES7590-5AA00-0AA0

6ES7193-6AR00-0AA0

6ES7193-6AF00-0AA0

6ES7193-6AP00-0AA0

6ES7193-6AP20-0AA0

6ES7193-6AP40-0AA0

6ES7193-6LF30-0AW0

6ES7193-6LR10-0AA0

6ES7193-6LR10-0AG0

6ES7193-6LA10-0AA0

6ES7193-6LA10-0AG0

Article No.

IE FC RJ45 plugs

RJ45 plug connector for Industrial Ethernet with a rugged metal enclosure and integrated insulation displacement contacts for connecting Industrial Ethernet FC installation cables

IE FC RJ45 plug 90

90° cable outlet

1 unit

10 units

50 units

6GK1901-1BB20-2AA0

6GK1901-1BB20-2AB0

6GK1901-1BB20-2AE0

IE FC RJ45 plug 180

180° cable outlet

1 unit

10 units

50 units

6GK1901-1BB10-2AA0

6GK1901-1BB10-2AB0

6GK1901-1BB10-2AE0

IE FC TP standard cable GP 2x2

6XV1840-2AH10

4-wire, shielded TP installation cable for connection to IE FC RJ45 outlet/ IE FC RJ45 plug; PROFINET-compatible; with UL approval; sold by the meter; max. delivery unit 1000 m, minimum order quantity 20 m

IE FC TP trailing cable 2 x 2 (Type C)

6XV1840-3AH10

4-wire, shielded TP installation cable for connection to IE FC RJ45 outlet/ IE FC RJ45 plug 180/90 for use as trailing cable; PROFINET-compatible; with UL approval; sold by the meter; max. delivery unit 1 000 m, minimum order quantity 20 m

IE FC TP marine cable 2 x 2 (Type B)

6XV1840-4AH10

4-wire, shielded TP installation cable for connection to IE FC RJ45 outlet/IE FC RJ45 plug 180/90 with marine approval, sold by the meter; max. delivery unit 1 000 m, minimum order quantity 20 m

IE FC stripping tool

6GK1901-1GA00

Preadjusted stripping tool for fast stripping of Industrial Ethernet FC cables

Ordering data	Article No.	Ordering data	Article No.
Manuals for ET 200SP distributed I/O system ET 200SP library: ET 200SP Manual Collection, comprising system manual, product information, and device manuals Manuals can be downloaded from the Internet as PDF files: http://www.siemens.com/simatic-docu		STEP 7 Safety Advanced V15.1 Task: Engineering tool for configuring and programming fail-safe user programs for SIMATIC S7-1200 FC, S7-1500F, S7-1500F Software Controller, S7-300F, S7-400F, WinAC RTX F, ET 200SP F Controller and the fail-safe ET 200SP, ET 200MP, ET 200S, ET 200M, ET 200iSP, ET 200pro and ET 200eco I/O Requirement: STEP 7 Professional V15.1 Floating license for 1 user, software and documentation on DVD, license key on USB flash drive Floating license for 1 user, software, documentation and license key for download ¹⁾ ; email address required for delivery	6ES7833-1FA15-0YA5 6ES7833-1FA15-0YH5
SIMATIC Manual Collection Electronic manuals on DVD, multi-language: LOGO!, SIMADYN, SIMATIC bus components, SIMATIC C7, SIMATIC Distributed I/O, SIMATIC HMI, SIMATIC sensors, SIMATIC NET, SIMATIC PC-based Automation, SIMATIC PCS 7, SIMATIC PG/PC, SIMATIC S7, SIMATIC Software, SIMATIC TDC	6ES7998-8XC01-8YE0	Spare parts Power supply connector Spare part; for connecting the 24 V DC supply voltage • With push-in terminals; 10 units	6ES7193-4JB00-0AA0
SIMATIC Manual Collection update service for 1 year Current "Manual Collection" DVD and the three subsequent updates	6ES7998-8XC01-8YE2	Cover for bus adapter interface 5 units	6ES7591-3AA00-0AA0
STEP 7 Professional V15.1 Target system: SIMATIC S7-1200, S7-1500, S7-300, S7-400, WinAC Requirement: Windows 7 Home Premium SP1 (64-bit) Windows 7 Professional SP1 (64-bit) Windows 7 Enterprise SP1 (64-bit) Windows 7 Ultimate SP1 (64-bit) Windows 10 Home Version 1709, 1803 Windows 10 Professional Version 1709, 1803 Windows 10 Enterprise Version 1709, 1803 Windows 10 Enterprise 2016 LTSB Windows 10 IoT Enterprise 2015 LTSB Windows 10 IoT Enterprise 2016 LTSB Windows Server 2012 R2 StdE (full installation) Windows Server 2016 Standard (full installation) Type of delivery: en, de, fr, it, es, zh STEP 7 Professional V15.1, floating license STEP 7 Professional V15.1, floating license software download incl. license key ¹⁾ Email address required for delivery	6ES7822-1AA05-0YA5 6ES7822-1AE05-0YA5	Server module	6ES7193-6PA00-0AA0

¹⁾ For up-to-date information and download availability, see:
<http://www.siemens.com/tia-online-software-delivery>

Distributed Controllers

based on ET 200SP
SIPLUS fail-safe CPUs

SIPLUS CPU 1510SP F-1 PN

Overview



- SIPLUS CPU 1510SP F-1 PN for SIPLUS ET 200SP based on S7-1500 CPU 1511F-1 PN
- For high-performance control solutions using ET 200SP
- Increase in availability of systems and machines
- Supports PROFIsafe in centralized and distributed configurations
- PROFINET IO controller for up to 64 IO devices
- PROFINET I-Device for connecting the CPU as an intelligent PROFINET device with a SIMATIC or non-Siemens PROFINET IO controller
- PROFINET shared I-Device for 4 controllers
- PROFINET IO IRT interface with integrated 3-port switch
- Isochronous mode on PROFINET
- With multiple communication options: PG/OP communication, PROFINET IO, open IE communication (TCP, ISO-on-TCP and UDP), web server and S7 communication (with loadable FBs)
- Optional PROFIBUS master for 125 PROFIBUS DP slaves (with CM DP module 6ES7545-5DA00-0AB0)
- Configuration control (option handling)
- Integrated motion control functionalities for controlling speed-controlled and positioning axes, support for external encoders

Note:

SIMATIC memory card required for operation of the CPU.

The bus adapter is not included in the scope of supply and must be ordered separately.

SIPLUS extreme products are based on SIMATIC standard products. The contents listed here were taken from the corresponding standard products. SIPLUS extreme specific information was added.

Technical specifications

Article number	6AG1510-1SJ01-2AB0
Based on	6ES7510-1SJ01-0AB0 SIPLUS ET 200SP CPU 1510SP F-1PN
Ambient conditions	
Ambient temperature during operation	
• horizontal installation, min.	-25 °C; = Tmin
• horizontal installation, max.	60 °C; = Tmax
• vertical installation, min.	-25 °C; = Tmin
• vertical installation, max.	50 °C; = Tmax
Altitude during operation relating to sea level	
• Installation altitude above sea level, max.	2 000 m
• Ambient air temperature-barometric pressure-altitude	Tmin ... Tmax at 1 140 hPa ... 795 hPa (-1 000 m ... +2 000 m)
Relative humidity	
• With condensation, tested in accordance with IEC 60068-2-38, max.	100 %; RH incl. condensation / frost (no commissioning in bedewed state), horizontal installation
Resistance	
Coolants and lubricants	
- Resistant to commercially available coolants and lubricants	Yes; Incl. diesel and oil droplets in the air
Use in stationary industrial systems	
- to biologically active substances according to EN 60721-3-3	Yes; Class 3B2 mold, fungus and dry rot spores (with the exception of fauna); Class 3B3 on request
- to chemically active substances according to EN 60721-3-3	Yes; Class 3C4 (RH < 75 %) incl. salt spray acc. to EN 60068-2-52 (severity degree 3); *
- to mechanically active substances according to EN 60721-3-3	Yes; Class 3S4 incl. sand, dust; *
Use on ships/at sea	
- to biologically active substances according to EN 60721-3-6	Yes; Class 6B2 mold and fungal spores (excluding fauna); Class 6B3 on request
- to chemically active substances according to EN 60721-3-6	Yes; Class 6C3 (RH < 75 %) incl. salt spray acc. to EN 60068-2-52 (severity degree 3); *
- to mechanically active substances according to EN 60721-3-6	Yes; Class 6S3 incl. sand, dust; *
Remark	
- Note regarding classification of environmental conditions acc. to EN 60721	* The supplied plug covers must remain in place over the unused interfaces during operation!
Conformal coating	
• Coatings for printed circuit board assemblies acc. to EN 61086	Yes; Class 2 for high availability
• Military testing according to MIL-I-46058C, Amendment 7	Yes; Discoloration of coating possible during service life
• Qualification and Performance of Electrical Insulating Compound for Printed Board Assemblies according to IPC-CC-830A	Yes; Conformal coating, Class A

Ordering data	Article No.		Article No.
<p>SIPLUS CPU 1510SP F-1 PN</p> <p>(Extended temperature range and exposure to environmental substances)</p> <p>Work memory 150 KB for program, 750 KB for data, PROFINET IO IRT interface; SIMATIC memory card required</p>	<p>6AG1510-1SJ01-2AB0</p>	<p>Accessories</p> <p>SIPLUS BusAdapter BA 2xRJ45</p> <p>IE FC RJ45 plugs</p> <p>RJ45 plug connector for Industrial Ethernet with a rugged metal enclosure and integrated insulation displacement contacts for connecting Industrial Ethernet FC installation cables</p> <p>IE FC RJ45 plug 180</p> <p>(Extended temperature range and exposure to environmental substances)</p> <p>180° cable outlet</p> <p>1 unit</p> <p>Other accessories</p>	<p>6AG1193-6AR00-7AA0</p> <p>6AG1901-1BB10-7AA0</p> <p>See SIMATIC ET 200SP, CPU 1510 F-1 PN, page 7/17</p>

Distributed Controllers

based on ET 200SP
SIPLUS fail-safe CPUs

SIPLUS CPU 1512SP F-1 PN

Overview



- SIPLUS CPU 1512SP F-1 PN for SIPLUS ET 200SP based on S7-1500 CPU 1513F-1 PN
- For applications with medium requirements in terms of program scope and processing speed, for distributed configurations via PROFINET IO or PROFIBUS DP.
- Increase in availability of systems and machines
- Supports PROFI-safe in centralized and distributed configurations
- PROFINET IO controller for up to 128 IO devices
- PROFINET I-Device for connecting the CPU as an intelligent PROFINET device with a SIMATIC or non-Siemens PROFINET IO controller
- PROFINET shared I-Device for 4 controllers
- PROFINET IO IRT interface with integrated 3-port switch
- Isochronous mode on PROFINET
- With multiple communication options: PG/OP communication, PROFINET IO, open IE communication (TCP, ISO-on-TCP and UDP), web server and S7 communication (with loadable FBs)
- Optional PROFIBUS master for 125 PROFIBUS DP slaves (with CM DP module 6ES7545-5DA00-0AB0)
- Configuration control (option handling)
- Integrated motion control functionalities for controlling speed-controlled and positioning axes, support for external encoders

Note:

SIMATIC memory card required for operation of the CPU.

The bus adapter is not included in the scope of supply and must be ordered separately.

SIPLUS extreme products are based on SIMATIC standard products. The contents listed here were taken from the corresponding standard products. SIPLUS extreme specific information was added.

Technical specifications

Article number	6AG1512-1SK01-2AB0
Based on	6ES7512-1SK01-0AB0 SIPLUS ET 200SP CPU 1512SP F-1PN
Ambient conditions	
Ambient temperature during operation	
• horizontal installation, min.	-25 °C; = Tmin
• horizontal installation, max.	60 °C; = Tmax
• vertical installation, min.	-25 °C; = Tmin
• vertical installation, max.	50 °C; = Tmax
Altitude during operation relating to sea level	
• Installation altitude above sea level, max.	2 000 m
• Ambient air temperature-barometric pressure-altitude	Tmin ... Tmax at 1 140 hPa ... 795 hPa (-1 000 m ... +2 000 m)
Relative humidity	
• With condensation, tested in accordance with IEC 60068-2-38, max.	100 %; RH incl. condensation / frost (no commissioning in bedewed state), horizontal installation
Resistance	
Coolants and lubricants	
- Resistant to commercially available coolants and lubricants	Yes; Incl. diesel and oil droplets in the air
Use in stationary industrial systems	
- to biologically active substances according to EN 60721-3-3	Yes; Class 3B2 mold, fungus and dry rot spores (with the exception of fauna); Class 3B3 on request
- to chemically active substances according to EN 60721-3-3	Yes; Class 3C4 (RH < 75 %) incl. salt spray acc. to EN 60068-2-52 (severity degree 3); *
- to mechanically active substances according to EN 60721-3-3	Yes; Class 3S4 incl. sand, dust; *
Use on ships/at sea	
- to biologically active substances according to EN 60721-3-6	Yes; Class 6B2 mold and fungal spores (excluding fauna); Class 6B3 on request
- to chemically active substances according to EN 60721-3-6	Yes; Class 6C3 (RH < 75 %) incl. salt spray acc. to EN 60068-2-52 (severity degree 3); *
- to mechanically active substances according to EN 60721-3-6	Yes; Class 6S3 incl. sand, dust; *
Remark	
- Note regarding classification of environmental conditions acc. to EN 60721	* The supplied plug covers must remain in place over the unused interfaces during operation!
Conformal coating	
• Coatings for printed circuit board assemblies acc. to EN 61086	Yes; Class 2 for high availability
• Military testing according to MIL-I-46058C, Amendment 7	Yes; Discoloration of coating possible during service life
• Qualification and Performance of Electrical Insulating Compound for Printed Board Assemblies according to IPC-CC-830A	Yes; Conformal coating, Class A


Distributed Controllers

based on ET 200SP

ET 200SP Open Controllers

Standard CPUs > CPU 1515SP PC

Overview



- Turnkey all-in-one solution with pre-installed SIMATIC S7-1500 Software Controller Standard control and optional pre-installed WinCC Runtime Advanced
- Central expansion via ET 200SP modules (station width up to 1 m or up to 64 modules)
- SIMATIC Hypervisor: for separating Windows systems from control functions
- Dual-core processor for optimal use of the hypervisor

- Swappable flash memory (CFAST card) for operating system, runtime and project data
- Integrated DVI-I graphics connection; 3x USB 2.0 connection
- 2 PROFINET interfaces: X1 via PN-IO bus adapter (RJ45 or FC) with 2 ports; X2: GB Ethernet interface (RJ45)
- PROFINET IRT
- Open Ethernet communication (TCP/IP, UDP, ISO-on-TCP)
- Web server functionality for information, status, diagnostics and user-defined web pages
- PROFIBUS DP communication optionally via CM DP module as DP master
- Configuration control (option handling)
- Improved know-how and copy protection; Security Integrated
- Integrated system diagnostics
- Integrated motion control functionalities for controlling speed-controlled and positioning axes with support for external encoders
- Trace function
- Especially suitable for high data volumes and user-specific, open applications
- Integration of control functions and applications implemented in C/C++ (using SIMATIC ODK-1500S Open Development Kit)

Technical specifications

Article number	6ES7677-2AA31-0EB0 CPU 1515SP PC 4GB	6ES7677-2AA41-0FB0 CPU 1515SP PC 4GB
General information		
Product type designation	CPU 1515SP PC	CPU 1515SP PC
Engineering with		
• STEP 7 TIA Portal configurable/ integrated as of version	V14 SP1	V14 SP1
Installed software		
• Visualization	No	No
• Control	S7-1500 Software Controller CPU 1505SP V2.1	S7-1500 Software Controller CPU 1505SP V2.1
Supply voltage		
Type of supply voltage	24 V DC	24 V DC
Processor		
Processor type	Dual-Core 1 GHz, AMD G Series APU T40E	Dual-Core 1 GHz, AMD G Series APU T40E
Memory		
Type of memory	DDR3-SDRAM	DDR3-SDRAM
Main memory	4 GB RAM	4 GB RAM
CFAST memory card	Yes; 30 GB flash memory	Yes; 30 GB flash memory
Work memory		
• integrated (for program)	1 Mbyte	1 Mbyte
• integrated (for data)	5 Mbyte	5 Mbyte
• integrated (for CPU function library of CPU Runtime)	10 Mbyte	10 Mbyte
Load memory		
• integrated (on PC mass storage)	320 Mbyte	320 Mbyte
CPU processing times		
for bit operations, typ.	10 ns	10 ns
for word operations, typ.	12 ns	12 ns
for fixed point arithmetic, typ.	16 ns	16 ns
for floating point arithmetic, typ.	64 ns	64 ns

Technical specifications (continued)

Article number	6ES7677-2AA31-0EB0 CPU 1515SP PC 4GB	6ES7677-2AA41-0FB0 CPU 1515SP PC 4GB
Counters, timers and their retentivity		
S7 counter		
• Number	2 048	2 048
IEC counter		
• Number	Any (only limited by the main memory)	Any (only limited by the main memory)
S7 times		
• Number	2 048	2 048
IEC timer		
• Number	Any (only limited by the main memory)	Any (only limited by the main memory)
Data areas and their retentivity		
Flag		
• Number, max.	16 kbyte	16 kbyte
Address area		
I/O address area		
• Inputs	32 kbyte; All inputs are in the process image	32 kbyte; All inputs are in the process image
• Outputs	32 kbyte; All outputs are in the process image	32 kbyte; All outputs are in the process image
Hardware configuration		
Integrated power supply	Yes	Yes
Time of day		
Clock		
• Type	Hardware clock	Hardware clock
• Hardware clock (real-time)	Yes; Resolution: 1 s	Yes; Resolution: 1 s
Interfaces		
Number of industrial Ethernet interfaces	2	2
Number of RS 485 interfaces	1; Via CM DP module	1; Via CM DP module
Number of USB interfaces	3; 3x USB 2.0 on the front, 500 mA each – of which 2x 500 mA and 1x 100 mA simultaneously	3; 3x USB 2.0 on the front, 500 mA each – of which 2x 500 mA and 1x 100 mA simultaneously
Number of SD card slots	1	1
Video interfaces		
• Graphics interface	1x DVI-I	1x DVI-I
1. Interface		
Interface type	PROFINET	PROFINET
automatic detection of transmission rate	Yes	Yes
Autonegotiation	Yes	Yes
Autocrossing	Yes	Yes
Interface types		
• Number of ports	2	2
• integrated switch	Yes	Yes
• RJ 45 (Ethernet)	Yes; Via BusAdapter BA 2x RJ45	Yes; Via BusAdapter BA 2x RJ45
- Transmission rate, max.	100 Mbit/s	100 Mbit/s
- Industrial Ethernet status LED	Yes	Yes
• BusAdapter (PROFINET)	Yes; Applicable BusAdapter: BA 2x RJ45, BA 2x FC	Yes; Applicable BusAdapter: BA 2x RJ45, BA 2x FC
Protocols		
• Number of connections via this interface	88	88
• PROFINET IO controller	Yes	Yes
• PROFINET IO Device	Yes	Yes
• SIMATIC communication	Yes	Yes
• Open IE communication	Yes	Yes
• Web server	Yes	Yes

Distributed Controllers

based on ET 200SP

ET 200SP Open Controllers

Standard CPUs > CPU 1515SP PC

Technical specifications (continued)

Article number	6ES7677-2AA31-0EB0 CPU 1515SP PC 4GB	6ES7677-2AA41-0FB0 CPU 1515SP PC 4GB
PROFINET IO controller		
Services		
- Isochronous mode	Yes	Yes
- shortest clock pulse	500 µs	500 µs
- IRT	Yes	Yes
- MRP	Yes	Yes
- MRPD	Yes	Yes
- Prioritized startup	Yes; Max. 32 PROFINET devices	Yes; Max. 32 PROFINET devices
- Number of connectable IO Devices, max.	128	128
- Of which IO devices with IRT, max.	64	64
- of which in line, max.	64	64
- Number of connectable IO Devices for RT, max.	128	128
- of which in line, max.	128	128
- Number of IO Devices that can be simultaneously activated/deactivated, max.	8	8
- IO Devices changing during operation (partner ports), supported	Yes	Yes
- Number of IO Devices per tool, max.	8	8
- Updating times	The minimum value of the update time also depends on communication share set for PROFINET IO, on the number of IO devices, and on the quantity of configured user data	The minimum value of the update time also depends on communication share set for PROFINET IO, on the number of IO devices, and on the quantity of configured user data
Update time for IRT		
- for send cycle of 500 µs	500 µs to 8 ms	500 µs to 8 ms
- for send cycle of 1 ms	1 ms to 16 ms	1 ms to 16 ms
- for send cycle of 2 ms	2 ms to 32 ms	2 ms to 32 ms
- for send cycle of 4 ms	4 ms to 64 ms	4 ms to 64 ms
- With IRT and parameterization of "odd" send cycles	Update time = set "odd" send clock (any multiple of 125 µs: 375 µs, 625 µs ... 3 875 µs)	Update time = set "odd" send clock (any multiple of 125 µs: 375 µs, 625 µs ... 3 875 µs)
Update time for RT		
- for send cycle of 500 µs	500 µs to 256 ms	500 µs to 256 ms
- for send cycle of 1 ms	1 ms to 512 ms	1 ms to 512 ms
- for send cycle of 2 ms	2 ms to 512 ms	2 ms to 512 ms
- for send cycle of 4 ms	4 ms to 512 ms	4 ms to 512 ms
PROFINET IO Device		
Services		
- Isochronous mode	No	No
- IRT	Yes	Yes
- MRP	Yes	Yes
- MRPD	Yes	Yes
- Prioritized startup	Yes	Yes
- Shared device	Yes	Yes
- Number of IO Controllers with shared device, max.	4	4
2. Interface		
Interface type	Integrated Ethernet interface	Integrated Ethernet interface
automatic detection of transmission rate	Yes	Yes
Autonegotiation	Yes	Yes
Autocrossing	Yes	Yes
Interface types		
• Number of ports	1	1
• RJ 45 (Ethernet)	Yes; Integrated	Yes; Integrated
- Transmission rate, max.	1 000 Mbit/s	1 000 Mbit/s
- Industrial Ethernet status LED	No	No

Technical specifications (continued)

Article number	6ES7677-2AA31-0EB0 CPU 1515SP PC 4GB	6ES7677-2AA41-0FB0 CPU 1515SP PC 4GB
3. Interface		
Interface type	PROFIBUS with CM DP	PROFIBUS with CM DP
Interface types		
• RS 485	Yes	Yes
Protocols		
• Number of connections via this interface	44	44
• PROFIBUS DP master	Yes	Yes
• PROFIBUS DP slave	Yes	Yes
• SIMATIC communication	Yes	Yes
PROFIBUS DP master		
• Number of DP slaves, max.	125	125
Services		
- Equidistance	No	No
- Isochronous mode	No	No
PROFIBUS DP slave		
Services		
- Equidistance	No	No
- Isochronous mode	No	No
Protocols		
Number of connections		
• Number of connections, max.	88	88
OPC UA		
• OPC UA server	Data access (read, write, subscribe), runtime license required	Yes; Data access (read, write, subscribe), runtime license required
Supported technology objects		
Motion Control	Yes	Yes
• Number of available Motion Control resources for technology objects (except cam disks)	2 400	2 400
• Required Motion Control resources		
- per speed-controlled axis	40; per axis	40; per axis
- per positioning axis	80; per axis	80; per axis
- per synchronous axis	160; per axis	160; per axis
- per external encoder	80; per external encoder	80; per external encoder
- per output cam	20; per cam	20; per cam
- per cam track	160; per cam track	160; per cam track
- per probe	40; per probe	40; per probe
Controller		
• PID_Compact	Yes; Universal PID controller with integrated optimization	Yes; Universal PID controller with integrated optimization
• PID_3Step	Yes; PID controller with integrated optimization for valves	Yes; PID controller with integrated optimization for valves
• PID-Temp	Yes; PID controller with integrated optimization for temperature	Yes; PID controller with integrated optimization for temperature
Counting and measuring		
• High-speed counter	Yes	Yes
Ambient conditions		
Ambient temperature during operation		
• min.	0 °C	0 °C
• max.	Up to 60 °C with max. 32 ET 200SP modules and 3x 100 mA USB load; up to 55 °C with max. 64 ET 200SP modules and 2x max. 500 mA and 1x max. 100 mA USB load	Up to 60 °C with max. 32 ET 200SP modules and 3x 100 mA USB load; up to 55 °C with max. 64 ET 200SP modules and 2x max. 500 mA and 1x max. 100 mA USB load
• horizontal installation, min.	0 °C	0 °C
• horizontal installation, max.	60 °C	60 °C
• vertical installation, min.	0 °C	0 °C
• vertical installation, max.	50 °C; With max. 32 ET 200SP modules and 3x 100 mA USB load	50 °C; With max. 32 ET 200SP modules and 3x 100 mA USB load
Operating systems		
pre-installed operating system	Windows Embedded Standard 7 E 32-bit	Windows Embedded Standard 7 P 64-bit

Distributed Controllers

based on ET 200SP

ET 200SP Open Controllers

Standard CPUs > CPU 1515SP PC

Technical specifications (continued)

Article number	6ES7677-2AA31-0EB0	6ES7677-2AA41-0FB0
	CPU 1515SP PC 4GB	CPU 1515SP PC 4GB
Configuration		
Programming		
Programming language		
- LAD	Yes	Yes
- FBD	Yes	Yes
- STL	Yes	Yes
- SCL	Yes	Yes
- CFC	No	No
- GRAPH	Yes	Yes
Know-how protection		
• User program protection/password protection	Yes	Yes
• Copy protection	Yes	Yes
• Block protection	Yes	Yes
Access protection		
• Protection level: Write protection	Yes	Yes
• Protection level: Read/write protection	Yes	Yes
• Protection level: Complete protection	Yes	Yes
Open Development interfaces		
• Size of ODK SO file, max.	3.8 Mbyte	3.8 Mbyte
Peripherals/Options		
Peripherals		
• SD card	Optionally for additional mass storage	Optionally for additional mass storage
Dimensions		
Width	160 mm	160 mm
Height	117 mm	117 mm
Depth	75 mm	75 mm
Weights		
Weight, approx.	0.83 kg	0.83 kg

Ordering data

Article No.

Article No.

SIMATIC ET 200SP Open Controller CPU 1515SP PC (+ HMI)

ET 200SP CPU with Windows Embedded Standard 7 and pre-installed SIMATIC S7-1500 Software Controller (with WinCC RT Advanced as option);

Type of delivery:
en, de, fr, it, es, zh

Windows Embedded Standard 7 E 32-bit, 8 GB CFast card

- CPU 1515SP PC (4 GB RAM)

6ES7677-2AA31-0EB0

Windows Embedded Standard 7 P 64-bit (multi-touch), 16 GB CFast card

- CPU 1515SP PC (4 GB RAM)
- CPU 1515SP PC + HMI 128PT (4 GB RAM)
- CPU 1515SP PC + HMI 512PT (4 GB RAM)
- CPU 1515SP PC + HMI 2048PT (4 GB RAM)

6ES7677-2AA41-0FB0

6ES7677-2AA41-0FK0

6ES7677-2AA41-0FLO

6ES7677-2AA41-0FM0

Ordering data	Article No.	Article No.
Accessories		
Upgrade from SIMATIC S7-1500 Software Controller CPU 1505SP to SIMATIC Open Controller	6ES7672-5DC01-0YK0	
From V 1.x to V 2.0; software download incl. documentation and license key Email address required for delivery		
BusAdapter BA 2xRJ45	6ES7193-6AR00-0AA0	
BusAdapter BA 2xFC	6ES7193-6AF00-0AA0	
BusAdapter BA 2xSCRJ	6ES7193-6AP00-0AA0	
BusAdapter BA SCRJ/RJ45	6ES7193-6AP20-0AA0	
BusAdapter BA SCRJ/FC	6ES7193-6AP40-0AA0	
For increased vibration and EMC loads		
BusAdapter BA 2XLC	6ES7193-6AG00-0AA0	
BusAdapter BA LC/RJ45	6ES7193-6AG20-0AA0	
BusAdapter BA LC/FC	6ES7193-6AG40-0AA0	
CM DP for ET 200SP CPU	6ES7545-5DA00-0AB0	
PROFIBUS DP master with electrical interface for connecting the ET 200SP CPUs to PROFIBUS at up to 12 Mbps		
Server module	6ES7193-6PA00-0AA0	
Spare part		
Power supply connector	6ES7193-4JB00-0AA0	
Spare part; for connecting the 24 V DC supply voltage; with push-in terminals (10 units)		
Equipment labeling plates	6ES7193-6LF30-0AW0	
10 sheets of 16 plates		
Labeling strips		
500 labeling strips on roll, light gray, for inscription with thermal transfer roll printer	6ES7193-6LR10-0AA0	
1 000 labeling strips DIN A4, light gray, card, for inscription with laser printer	6ES7193-6LA10-0AA0	
		STEP 7 Professional V15.1
		Target system: SIMATIC S7-1200, S7-1500, S7-300, S7-400, WinAC Requirement: Windows 7 Home Premium SP1 (64-bit) Windows 7 Professional SP1 (64-bit) Windows 7 Enterprise SP1 (64-bit) Windows 7 Ultimate SP1 (64-bit) Windows 10 Home Version 1709, 1803 Windows 10 Professional Version 1709, 1803 Windows 10 Enterprise Version 1709, 1803 Windows 10 Enterprise 2016 LTSC Windows 10 IoT Enterprise 2015 LTSC Windows 10 IoT Enterprise 2016 LTSC Windows Server 2012 R2 StdE (full installation) Windows Server 2016 Standard (full installation) Type of delivery: en, de, fr, it, es, zh
		STEP 7 Professional V15.1, floating license
		6ES7822-1AA05-0YA5
		STEP 7 Professional V15.1, floating license software download incl. license key ¹⁾ Email address required for delivery
		6ES7822-1AE05-0YA5
		SIMATIC ODK 1500S
		Open Development Kit for support in developing Windows and real-time library functions for S7-1500 Software Controllers; supplied on DVD
		6ES7806-2CD02-0YA0
		Open Development Kit for support in developing Windows and real-time library functions for S7-1500 Software Controllers; software download including license key ¹⁾ Email address required for delivery
		6ES7806-2CD02-0YG0
		SIMATIC WinCC Advanced V15.1
		Engineering software in the TIA Portal; for engineering SIMATIC Panels, WinCC Runtime Advanced; runs with Windows 7 (64-bit), Windows 10 (64-bit), WinSrv 2012 R2/2016 (64-bit), Class A; 6 languages: en, de, fr, it, es, zh
		• Floating license; software and documentation on DVD; license key on USB flash drive
		6AV2102-0AA05-0AA5
		• Floating license; software, documentation and license key for download ¹⁾ ; Email address required for delivery
		6AV2102-0AA05-0AH5

¹⁾ For up-to-date information and download availability, see:
<http://www.siemens.com/tia-online-software-delivery>

Distributed Controllers

based on ET 200SP

ET 200SP Open Controllers

Standard CPUs > CPU 1515SP PC2

Overview



ET 200SP Open Controller, CPU 1515SP PC2, combines robustness and compact dimensions with the flexibility of centralized or decentralized communication in the highest industrial functionality. Furthermore, the CPU offers the entire value added of the ET 200SP system, the S7-1500 controller family and the TIA world together.

- Rugged, compact control system
- Combines the functions of a ET 200SP controller with those of a PC-based platform
- Turnkey all-in-one controller
- High performance automation tasks with the use of new generation Intel Quad Core processors
- Connects high-level language applications and processes high data volumes with support from SIMATIC ODK 1500S

Technical specifications

Article number	6ES7677-2DB42-0GB0 CPU1515SP PC2
General information	
Product type designation	CPU 1515SP PC2
Engineering with	
• STEP 7 TIA Portal configurable/ integrated as of version	V15 with HSP 269
Installed software	
• Visualization	No
• Control	S7-1500 Software Controller CPU 1505SP
Supply voltage	
Type of supply voltage	24 V DC
Processor	
Processor type	Intel Atom E3940, 1.6 GHz, 4 cores
Memory	
Type of memory	DDR3L
Main memory	8 GB RAM
CFlash memory card	Yes; 30 GB flash memory
Work memory	
• integrated (for program)	1 Mbyte
• integrated (for data)	5 Mbyte
• integrated (for CPU function library of CPU Runtime)	20 Mbyte
Load memory	
• integrated (on PC mass storage)	320 Mbyte
CPU processing times	
for bit operations, typ.	10 ns
for word operations, typ.	12 ns
for fixed point arithmetic, typ.	16 ns
for floating point arithmetic, typ.	64 ns

Article number	6ES7677-2DB42-0GB0 CPU1515SP PC2
Counters, timers and their retentivity	
S7 counter	
• Number	2 048
IEC counter	
• Number	Any (only limited by the main memory)
S7 times	
• Number	2 048
IEC timer	
• Number	Any (only limited by the main memory)
Data areas and their retentivity	
Flag	
• Number, max.	16 kbyte
Address area	
I/O address area	
• Inputs	32 kbyte; All inputs are in the process image
• Outputs	32 kbyte; All outputs are in the process image
Hardware configuration	
Integrated power supply	Yes
Time of day	
Clock	
• Type	Hardware clock
• Hardware clock (real-time)	Yes; Resolution: 1 s
Interfaces	
Number of industrial Ethernet interfaces	2
Number of RS 485 interfaces	1; Via CM DP module
Number of USB interfaces	4; 2x USB 2.0, 2x USB 3.0 on front side
Number of SD card slots	1
Video interfaces	
• Graphics interface	1x DisplayPort

Technical specifications (continued)

Article number	6ES7677-2DB42-0GB0 CPU 1515SP PC2
1. Interface	
Interface type	PROFINET
automatic detection of transmission rate	Yes
Autonegotiation	Yes
Autocrossing	Yes
Interface types	
• Number of ports	2
• integrated switch	Yes
• RJ 45 (Ethernet)	Yes; Via BusAdapter BA 2x RJ45
- Transmission rate, max.	100 Mbit/s
- Industrial Ethernet status LED	Yes
• BusAdapter (PROFINET)	Yes; Compatible BusAdapter: BA 2x RJ45, BA 2x FC, BA 2x SCRJ (from FS03, V2.2), BA SCRJ / RJ45 (from FS03, V3.1), BA SCRJ / FC (from FS03, V3.1), BA 2x LC (from FS03, V3.3), BA LC / RJ45 (from FS03, V3.3), BA LC / FC (from FS03, V3.3)
Protocols	
• Number of connections via this interface	88
• PROFINET IO controller	Yes
• PROFINET IO Device	Yes
• SIMATIC communication	Yes
• Open IE communication	Yes
• Web server	Yes
PROFINET IO controller	
Services	
- Isochronous mode	Yes
- shortest clock pulse	500 µs
- IRT	Yes
- MRP	Yes
- MRPD	Yes
- PROFIenergy	Yes
- Prioritized startup	Yes; Max. 32 PROFINET devices; if you want to use the "Prioritized startup" functionality in STEP 7 for the PROFINET interface of the CPU, the CPU and the device must be separated by means of a switch (e.g. SCALANCE X205)
- Number of connectable IO Devices, max.	128
- Of which IO devices with IRT, max.	64
- of which in line, max.	64
- Number of connectable IO Devices for RT, max.	128
- of which in line, max.	128
- Number of IO Devices that can be simultaneously activated/deactivated, max.	8
- IO Devices changing during operation (partner ports), supported	Yes
- Number of IO Devices per tool, max.	8
- Updating times	The minimum value of the update time also depends on communication share set for PROFINET IO, on the number of IO devices, and on the quantity of configured user data

Article number	6ES7677-2DB42-0GB0 CPU 1515SP PC2
Update time for IRT	
- for send cycle of 500 µs	500 µs to 8 ms
- for send cycle of 1 ms	1 ms to 16 ms
- for send cycle of 2 ms	2 ms to 32 ms
- for send cycle of 4 ms	4 ms to 64 ms
- With IRT and parameterization of "odd" send cycles	Update time = set "odd" send clock (any multiple of 125 µs: 375 µs, 625 µs ... 3 875 µs)
Update time for RT	
- for send cycle of 500 µs	500 µs to 256 ms
- for send cycle of 1 ms	1 ms to 512 ms
- for send cycle of 2 ms	2 ms to 512 ms
- for send cycle of 4 ms	4 ms to 512 ms
Address area	
- Inputs, max.	8 kbyte
- Outputs, max.	8 kbyte
PROFINET IO Device	
Services	
- Isochronous mode	No
- shortest clock pulse	500 µs
- IRT	Yes
- MRP	Yes
- MRPD	Yes
- PROFIenergy	Yes
- Prioritized startup	Yes
- Shared device	Yes
- Number of IO Controllers with shared device, max.	4
- Asset management record	Yes
2. Interface	
Interface type	Integrated Ethernet interface
automatic detection of transmission rate	Yes
Autonegotiation	Yes
Autocrossing	Yes
Interface types	
• Number of ports	1
• RJ 45 (Ethernet)	Yes; Integrated
- Transmission rate, max.	1 000 Mbit/s
- Industrial Ethernet status LED	No

Distributed Controllers

based on ET 200SP

ET 200SP Open Controllers

Standard CPUs > CPU 1515SP PC2

Technical specifications (continued)

Article number	6ES7677-2DB42-0GB0 CPU 1515SP PC2
3. Interface	
Interface type	PROFIBUS with CM DP
Interface types	
• RS 485	Yes
Protocols	
• Number of connections via this interface	44
• PROFIBUS DP master	Yes
• PROFIBUS DP slave	Yes
• SIMATIC communication	Yes
PROFIBUS DP master	
• Number of DP slaves, max.	125
Services	
- Equidistance	No
- Isochronous mode	No
Address area	
- Inputs, max.	8 kbyte
- Outputs, max.	8 kbyte
PROFIBUS DP slave	
Services	
- Equidistance	No
- Isochronous mode	No
Protocols	
Number of connections	
• Number of connections, max.	88
OPC UA	
• OPC UA client	Yes; From SW CPU 1505SP V2.6
• OPC UA server	Yes; Data access (read, write, subscribe), runtime license required
Supported technology objects	
Motion Control	Yes
• Number of available Motion Control resources for technology objects (except cam disks)	2 400
• Required Motion Control resources	
- per speed-controlled axis	40; per axis
- per positioning axis	80; per axis
- per synchronous axis	160; per axis
- per external encoder	80; per external encoder
- per output cam	20; per cam
- per cam track	160; per cam track
- per probe	40; per probe
Controller	
• PID_Compact	Yes; Universal PID controller with integrated optimization
• PID_3Step	Yes; PID controller with integrated optimization for valves
• PID-Temp	Yes; PID controller with integrated optimization for temperature
Counting and measuring	
• High-speed counter	Yes

Article number	6ES7677-2DB42-0GB0 CPU 1515SP PC2
Ambient conditions	
Ambient temperature during operation	
• min.	-20 °C
• max.	Up to 60 °C with max. 32 ET 200SP modules; up to 55 °C with max. 64 ET 200SP modules
• horizontal installation, min.	-20 °C
• horizontal installation, max.	60 °C
• vertical installation, min.	-20 °C
• vertical installation, max.	50 °C; With max. 32 ET 200SP modules
Operating systems	
pre-installed operating system	Windows 10 IoT Enterprise 2016 LTSB, 64bit, MUI
Configuration	
Programming	
Programming language	
- LAD	Yes
- FBD	Yes
- STL	Yes
- SCL	Yes
- CFC	No
- GRAPH	Yes
Know-how protection	
• User program protection/password protection	Yes
• Copy protection	Yes
• Block protection	Yes
Access protection	
• Protection level: Write protection	Yes
• Protection level: Read/write protection	Yes
• Protection level: Complete protection	Yes
Open Development interfaces	
• Size of ODK SO file, max.	5.8 Mbyte
Peripherals/Options	
Peripherals	
• SD card	Optionally for additional mass storage
Dimensions	
Width	160 mm
Height	117 mm
Depth	75 mm
Weights	
Weight, approx.	0.83 kg

Ordering data	Article No.	Article No.
SIMATIC ET 200SP Open Controller CPU 1515SP PC2 (+ HMI) ET 200SP central module with Windows 10 IoT Enterprise 64-bit and pre-installed SIMATIC S7-1500 Software Controller (with WinCC RT Advanced option); 8 GB RAM, 30 GB CFast card Type of delivery: en, de, fr, it, es, zh • CPU 1515SP PC2 With pre-installed WinCC RT Advanced • CPU 1515SP PC2 + HMI 128PT • CPU 1515SP PC2 + HMI 512PT • CPU 1515SP PC2 + HMI 2048PT	6ES7677-2DB42-0GB0 6ES7677-2DB42-0GK0 6ES7677-2DB42-0GL0 6ES7677-2DB42-0GM0	STEP 7 Professional V15.1 Target system: SIMATIC S7-1200, S7-1500, S7-300, S7-400, WinAC Requirement: Windows 7 Home Premium SP1 (64-bit) Windows 7 Professional SP1 (64-bit) Windows 7 Enterprise SP1 (64-bit) Windows 7 Ultimate SP1 (64-bit) Windows 10 Home Version 1709, 1803 Windows 10 Professional Version 1709, 1803 Windows 10 Enterprise Version 1709, 1803 Windows 10 Enterprise 2016 LTSB Windows 10 IoT Enterprise 2015 LTSB Windows 10 IoT Enterprise 2016 LTSB Windows Server 2012 R2 StdE (full installation) Windows Server 2016 Standard (full installation) Type of delivery: en, de, fr, it, es, zh STEP 7 Professional V15.1, floating license STEP 7 Professional V15.1, floating license software download incl. license key ¹⁾ Email address required for delivery
Accessories Upgrade from SIMATIC S7-1500 Software Controller CPU 1505SP to SIMATIC Open Controller From V 1.x to V 2.0; software download incl. documentation and license key Email address required for delivery	6ES7672-5DC01-0YK0	6ES7822-1AA05-0YA5 6ES7822-1AE05-0YA5
BusAdapter BA 2xRJ45	6ES7193-6AR00-0AA0	
BusAdapter BA 2xFC	6ES7193-6AF00-0AA0	
BusAdapter BA 2xSCRJ	6ES7193-6AP00-0AA0	
BusAdapter BA SCRJ/RJ45	6ES7193-6AP20-0AA0	
BusAdapter BA SCRJ/FC	6ES7193-6AP40-0AA0	
For increased vibration and EMC loads		
BusAdapter BA 2XLC	6ES7193-6AG00-0AA0	
BusAdapter BA LC/RJ45	6ES7193-6AG20-0AA0	
BusAdapter BA LC/FC	6ES7193-6AG40-0AA0	
CM DP for ET 200SP CPU PROFIBUS DP master with electrical interface for connecting the ET 200SP CPUs to PROFIBUS at up to 12 Mbps	6ES7545-5DA00-0AB0	
Server module Spare part	6ES7193-6PA00-0AA0	
Power supply connector Spare part; for connecting the 24 V DC supply voltage; with push-in terminals (10 units)	6ES7193-4JB00-0AA0	
Equipment labeling plates 10 sheets of 16 plates	6ES7193-6LF30-0AW0	
Labeling strips 500 labeling strips on roll, light gray, for inscription with thermal transfer roll printer 1 000 labeling strips DIN A4, light gray, card, for inscription with laser printer	6ES7193-6LR10-0AA0 6ES7193-6LA10-0AA0	6ES7806-2CD03-0YA0 6ES7806-2CD03-0YG0
		SIMATIC ODK 1500S Open Development Kit for support in developing Windows and real-time library functions for S7-1500 Software Controllers; supplied on DVD Open Development Kit for support in developing Windows and real-time library functions for S7-1500 Software Controllers; software download including license key ¹⁾ Email address required for delivery
		SIMATIC WinCC Advanced V15.1 Engineering software in the TIA Portal; for engineering SIMATIC Panels, WinCC Runtime Advanced; runs with Windows 7 (64-bit), Windows 10 (64-bit), WinSrv 2012 R2/2016 (64-bit), Class A; 6 languages: en, de, fr, it, es, zh • Floating license; software and documentation on DVD; license key on USB flash drive • Floating license; software, documentation and license key for download ¹⁾ ; Email address required for delivery

¹⁾ For up-to-date information and download availability, see: <http://www.siemens.com/tia-online-software-delivery>

Distributed Controllers

based on ET 200SP

ET 200SP Open Controllers

Fail-safe CPUs > CPU 1515SP PC F

Overview



- Turnkey all-in-one solution with pre-installed fail-safe SIMATIC S7-1500 Software Controller and optional pre-installed WinCC Runtime Advanced
- Fail-safe versions make it possible to control machines or plants in a fail-safe environment. This makes it possible to address applications which require an SIL3 (Safety Integrity Level) safety class according to IEC 61508 2nd Edition or a PL e (Performance Level) according to ISO 13849.
- Central expansion via ET 200SP modules (station width up to 1 m or up to 64 modules)
- SIMATIC Hypervisor: for separating Windows systems from control functions
- Dual-core processor for optimal use of the hypervisor
- Swappable flash memory (CFast card) for operating system, runtime and project data
- Integrated DVI-I graphics connection; 3x USB 2.0 connection
- 2 PROFINET interfaces: X1 via PN-IO bus adapter (RJ45 or FC) with 2 ports; X2: GB Ethernet interface (RJ45)
- PROFINET IRT
- Open Ethernet communication (TCP/IP, UDP, ISO-on-TCP)
- Web server functionality for information, status, diagnostics and user-defined web pages
- PROFIBUS DP communication optionally via CM DP module as DP master
- Configuration control (option handling)
- Improved know-how and copy protection; Security Integrated
- Integrated system diagnostics
- Integrated motion control functionalities for controlling speed-controlled and positioning axes with support for external encoders
- Trace function
- Especially suitable for high data volumes and user-specific, open applications
- Integration of control functions and applications implemented in C/C++ (using SIMATIC ODK-1500S Open Development Kit)

Technical specifications

Article number	6ES7677-2FA31-0EB0 CPU 1515SP PC F	6ES7677-2FA41-0FB0 CPU 1515SP PC F
General information		
Product type designation	CPU 1515SP PC F	CPU 1515SP PC F
Engineering with		
• STEP 7 TIA Portal configurable/ integrated as of version	V14 SP1	V14 SP1
Installed software		
• Visualization	No	No
• Control	S7-1500 Software Controller CPU 1505SP F	S7-1500 Software Controller CPU 1505SP F
Supply voltage		
Type of supply voltage	24 V DC	24 V DC
Processor		
Processor type	Dual-Core 1 GHz, AMD G Series APU T40E	Dual-Core 1 GHz, AMD G Series APU T40E
Memory		
Type of memory	DDR3-SDRAM	DDR3-SDRAM
Main memory	4 GB RAM	4 GB RAM
CFast memory card	Yes; 30 GB flash memory	Yes; 30 GB flash memory
Work memory		
• integrated (for program)	1.5 Mbyte	1.5 Mbyte
• integrated (for data)	5 Mbyte	5 Mbyte
• integrated (for CPU function library of CPU Runtime)	10 Mbyte	10 Mbyte
Load memory		
• integrated (on PC mass storage)	320 Mbyte	320 Mbyte

Technical specifications (continued)

Article number	6ES7677-2FA31-0EB0 CPU 1515SP PC F	6ES7677-2FA41-0FB0 CPU 1515SP PC F
CPU processing times		
for bit operations, typ.	10 ns	10 ns
for word operations, typ.	12 ns	12 ns
for fixed point arithmetic, typ.	16 ns	16 ns
for floating point arithmetic, typ.	64 ns	64 ns
Counters, timers and their retentivity		
S7 counter		
• Number	2 048	2 048
IEC counter		
• Number	Any (only limited by the main memory)	Any (only limited by the main memory)
S7 times		
• Number	2 048	2 048
IEC timer		
• Number	Any (only limited by the main memory)	Any (only limited by the main memory)
Data areas and their retentivity		
Flag		
• Number, max.	16 kbyte	16 kbyte
Address area		
I/O address area		
• Inputs	32 kbyte; All inputs are in the process image	32 kbyte; All inputs are in the process image
• Outputs	32 kbyte; All outputs are in the process image	32 kbyte; All outputs are in the process image
Hardware configuration		
Integrated power supply	Yes	Yes
Time of day		
Clock		
• Type	Hardware clock	Hardware clock
• Hardware clock (real-time)	Yes; Resolution: 1 s	Yes; Resolution: 1 s
Interfaces		
Number of industrial Ethernet interfaces	2	2
Number of RS 485 interfaces	1; Via CM DP module	1; Via CM DP module
Number of USB interfaces	3; 3x USB 2.0 on the front, 500 mA each – of which 2x 500 mA and 1x 100 mA simultaneously	3; 3x USB 2.0 on the front, 500 mA each – of which 2x 500 mA and 1x 100 mA simultaneously
Number of SD card slots	1	1
Video interfaces		
• Graphics interface	1x DVI-I	1x DVI-I
1. Interface		
Interface type	PROFINET	PROFINET
automatic detection of transmission rate	Yes	Yes
Autonegotiation	Yes	Yes
Autocrossing	Yes	Yes
Interface types		
• Number of ports	2	2
• integrated switch	Yes	Yes
• RJ 45 (Ethernet)	Yes; Via BusAdapter BA 2x RJ45	Yes; Via BusAdapter BA 2x RJ45
- Transmission rate, max.	100 Mbit/s	100 Mbit/s
- Industrial Ethernet status LED	Yes	Yes
• BusAdapter (PROFINET)	Yes; Applicable BusAdapter: BA 2x RJ45, BA 2x FC	Yes; Applicable BusAdapter: BA 2x RJ45, BA 2x FC
Protocols		
• Number of connections via this interface	88	88
• PROFINET IO controller	Yes	Yes
• PROFINET IO Device	Yes	Yes
• SIMATIC communication	Yes	Yes
• Open IE communication	Yes	Yes
• Web server	Yes	Yes

Distributed Controllers

based on ET 200SP

ET 200SP Open Controllers

Fail-safe CPUs > CPU 1515SP PC F

Technical specifications (continued)

Article number	6ES7677-2FA31-0EB0 CPU 1515SP PC F	6ES7677-2FA41-0FB0 CPU 1515SP PC F
PROFINET IO controller		
Services		
- Isochronous mode	Yes	Yes
- shortest clock pulse	500 µs	500 µs
- IRT	Yes	Yes
- MRP	Yes	Yes
- MRPD	Yes	Yes
- Prioritized startup	Yes; Max. 32 PROFINET devices	Yes; Max. 32 PROFINET devices
- Number of connectable IO Devices, max.	128	128
- Of which IO devices with IRT, max.	64	64
- of which in line, max.	64	64
- Number of connectable IO Devices for RT, max.	128	128
- of which in line, max.	128	128
- Number of IO Devices that can be simultaneously activated/deactivated, max.	8	8
- IO Devices changing during operation (partner ports), supported	Yes	Yes
- Number of IO Devices per tool, max.	8	8
- Updating times	The minimum value of the update time also depends on communication share set for PROFINET IO, on the number of IO devices, and on the quantity of configured user data	The minimum value of the update time also depends on communication share set for PROFINET IO, on the number of IO devices, and on the quantity of configured user data
Update time for IRT		
- for send cycle of 500 µs	500 µs to 8 ms	500 µs to 8 ms
- for send cycle of 1 ms	1 ms to 16 ms	1 ms to 16 ms
- for send cycle of 2 ms	2 ms to 32 ms	2 ms to 32 ms
- for send cycle of 4 ms	4 ms to 64 ms	4 ms to 64 ms
- With IRT and parameterization of "odd" send cycles	Update time = set "odd" send clock (any multiple of 125 µs: 375 µs, 625 µs ... 3 875 µs)	Update time = set "odd" send clock (any multiple of 125 µs: 375 µs, 625 µs ... 3 875 µs)
Update time for RT		
- for send cycle of 500 µs	500 µs to 256 ms	500 µs to 256 ms
- for send cycle of 1 ms	1 ms to 512 ms	1 ms to 512 ms
- for send cycle of 2 ms	2 ms to 512 ms	2 ms to 512 ms
- for send cycle of 4 ms	4 ms to 512 ms	4 ms to 512 ms
PROFINET IO Device		
Services		
- Isochronous mode	No	No
- IRT	Yes	Yes
- MRP	Yes	Yes
- MRPD	Yes	Yes
- Prioritized startup	Yes	Yes
- Shared device	Yes	Yes
- Number of IO Controllers with shared device, max.	4	4
2. Interface		
Interface type	Integrated Ethernet interface	Integrated Ethernet interface
automatic detection of transmission rate	Yes	Yes
Autonegotiation	Yes	Yes
Autocrossing	Yes	Yes
Interface types		
• Number of ports	1	1
• RJ 45 (Ethernet)	Yes; Integrated	Yes; Integrated
- Transmission rate, max.	1 000 Mbit/s	1 000 Mbit/s
- Industrial Ethernet status LED	No	No

Technical specifications (continued)

Article number	6ES7677-2FA31-0EB0 CPU 1515SP PC F	6ES7677-2FA41-0FB0 CPU 1515SP PC F
3. Interface		
Interface type	PROFIBUS with CM DP	PROFIBUS with CM DP
Interface types		
• RS 485	Yes	Yes
Protocols		
• Number of connections via this interface	44	44
• PROFIBUS DP master	Yes	Yes
• PROFIBUS DP slave	Yes	Yes
• SIMATIC communication	Yes	Yes
PROFIBUS DP master		
• Number of DP slaves, max.	125	125
Services		
- Equidistance	No	No
- Isochronous mode	No	No
PROFIBUS DP slave		
Services		
- Equidistance	No	No
- Isochronous mode	No	No
Protocols		
Number of connections		
• Number of connections, max.	88	88
OPC UA		
• OPC UA client		No
• OPC UA server	Data access (read, write, subscribe), runtime license required	Yes; Data access (read, write, subscribe), runtime license required
Supported technology objects		
Motion Control	Yes	Yes
• Number of available Motion Control resources for technology objects (except cam disks)	2 400	2 400
• Required Motion Control resources		
- per speed-controlled axis	40; per axis	40; per axis
- per positioning axis	80; per axis	80; per axis
- per synchronous axis	160; per axis	160; per axis
- per external encoder	80; per external encoder	80; per external encoder
- per output cam	20; per cam	20; per cam
- per cam track	160; per cam track	160; per cam track
- per probe	40; per probe	40; per probe
Controller		
• PID_Compact	Yes; Universal PID controller with integrated optimization	Yes; Universal PID controller with integrated optimization
• PID_3Step	Yes; PID controller with integrated optimization for valves	Yes; PID controller with integrated optimization for valves
• PID-Temp	Yes; PID controller with integrated optimization for temperature	Yes; PID controller with integrated optimization for temperature
Counting and measuring		
• High-speed counter	Yes	Yes
Standards, approvals, certificates		
Highest safety class achievable in safety mode		
Probability of failure (for service life of 20 years and repair time of 100 hours)		
- Low demand mode: PFDavg in accordance with SIL3	< 2.00E-05	< 2.00E-05
- High demand/continuous mode: PFH in accordance with SIL3	< 1.00E-09 1/h	< 1.00E-09 1/h

Distributed Controllers

based on ET 200SP

ET 200SP Open Controllers

Fail-safe CPUs > CPU 1515SP PC F

Technical specifications (continued)

Article number	6ES7677-2FA31-0EB0 CPU 1515SP PC F	6ES7677-2FA41-0FB0 CPU 1515SP PC F
Ambient conditions		
Ambient temperature during operation		
• min.	0 °C	0 °C
• max.	Up to 60 °C with max. 32 ET 200SP modules and 3x 100 mA USB load; up to 55 °C with max. 64 ET 200SP modules and 2x max. 500 mA and 1x max. 100 mA USB load	Up to 60 °C with max. 32 ET 200SP modules and 3x 100 mA USB load; up to 55 °C with max. 64 ET 200SP modules and 2x max. 500 mA and 1x max. 100 mA USB load
• horizontal installation, min.	0 °C	0 °C
• horizontal installation, max.	60 °C	60 °C
• vertical installation, min.	0 °C	0 °C
• vertical installation, max.	50 °C; With max. 32 ET 200SP modules and 3x 100 mA USB load	50 °C; With max. 32 ET 200SP modules and 3x 100 mA USB load
Operating systems		
pre-installed operating system	Windows Embedded Standard 7 E 32-bit	Windows Embedded Standard 7 P 64-bit
Configuration		
Programming		
Programming language		
- LAD	Yes; incl. failsafe	Yes; incl. failsafe
- FBD	Yes; incl. failsafe	Yes; incl. failsafe
- STL	Yes	Yes
- SCL	Yes	Yes
- CFC	No	No
- GRAPH	Yes	Yes
Know-how protection		
• User program protection/password protection	Yes	Yes
• Copy protection	Yes	Yes
• Block protection	Yes	Yes
Access protection		
• Protection level: Write protection	Yes	Yes
• Protection level: Read/write protection	Yes	Yes
• Protection level: Complete protection	Yes	Yes
Open Development interfaces		
• Size of ODK SO file, max.	3.8 Mbyte	3.8 Mbyte
Peripherals/Options		
Peripherals		
• SD card	Optionally for additional mass storage	Optionally for additional mass storage
Dimensions		
Width	160 mm	160 mm
Height	117 mm	117 mm
Depth	75 mm	75 mm
Weights		
Weight, approx.	0.83 kg	0.83 kg

Ordering data

Article No.

Article No.

SIMATIC ET 200SP Open Controller CPU 1515SP PC F (+ HMI)

Fail-safe ET 200SP CPU with Windows Embedded Standard 7 and pre-installed fail-safe SIMATIC S7-1500 Software Controller (with WinCC RT Advanced option)

Type of delivery:
en, de, fr, it, es, zh

Windows Embedded Standard 7 E 32-bit, 8 GB CFast card

- CPU 1515SP PC F (4 GB RAM)

6ES7677-2FA31-0EB0

Windows Embedded Standard 7 P 64-bit (multi-touch), 16 GB CFast card

- CPU 1515SP PC F (4 GB RAM)
- CPU 1515SP PC F + HMI 128PT (4 GB RAM)
- CPU 1515SP PC F + HMI 512PT (4 GB RAM)
- CPU 1515SP PC F + HMI 2048PT (4 GB RAM)

6ES7677-2FA41-0FB0

6ES7677-2FA41-0FK0

6ES7677-2FA41-0FL0

6ES7677-2FA41-0FM0

Ordering data	Article No.	Article No.
Accessories		
Upgrade from SIMATIC S7-1500 Software Controller CPU 1505SP to SIMATIC Open Controller	6ES7672-5DC01-0YK0	
From V 1.x to V 2.0; software download incl. documentation and license key Email address required for delivery		
BusAdapter BA 2xRJ45	6ES7193-6AR00-0AA0	
BusAdapter BA 2xFC	6ES7193-6AF00-0AA0	
BusAdapter BA 2xSCRJ	6ES7193-6AP00-0AA0	
BusAdapter BA SCRJ/RJ45	6ES7193-6AP20-0AA0	
BusAdapter BA SCRJ/FC	6ES7193-6AP40-0AA0	
For increased vibration and EMC loads		
BusAdapter BA 2XLC	6ES7193-6AG00-0AA0	
BusAdapter BA LC/RJ45	6ES7193-6AG20-0AA0	
BusAdapter BA LC/FC	6ES7193-6AG40-0AA0	
CM DP for ET 200SP CPU	6ES7545-5DA00-0AB0	
PROFIBUS DP master with electrical interface for connecting the ET 200SP CPUs to PROFIBUS at up to 12 Mbps		
Server module	6ES7193-6PA00-0AA0	
Spare part		
Power supply connector	6ES7193-4JB00-0AA0	
Spare part; for connecting the 24 V DC supply voltage; with push-in terminals (10 units)		
Equipment labeling plates	6ES7193-6LF30-0AW0	
10 sheets of 16 plates		
Labeling strips		
500 labeling strips on roll, light gray, for inscription with thermal transfer roll printer	6ES7193-6LR10-0AA0	
1 000 labeling strips DIN A4, light gray, card, for inscription with laser printer	6ES7193-6LA10-0AA0	
		STEP 7 Professional V15.1
		Target system: SIMATIC S7-1200, S7-1500, S7-300, S7-400, WinAC Requirement: Windows 7 Home Premium SP1 (64-bit) Windows 7 Professional SP1 (64-bit) Windows 7 Enterprise SP1 (64-bit) Windows 7 Ultimate SP1 (64-bit) Windows 10 Home Version 1709, 1803 Windows 10 Professional Version 1709, 1803 Windows 10 Enterprise Version 1709, 1803 Windows 10 Enterprise 2016 LTSC Windows 10 IoT Enterprise 2015 LTSC Windows 10 IoT Enterprise 2016 LTSC Windows Server 2012 R2 StdE (full installation) Windows Server 2016 Standard (full installation) Type of delivery: en, de, fr, es, it, zh
		STEP 7 Professional V15.1, floating license
		6ES7822-1AA05-0YA5
		STEP 7 Professional V15.1, floating license software download incl. license key ¹⁾ Email address required for delivery
		6ES7822-1AE05-0YA5
		SIMATIC ODK 1500S
		Open Development Kit for support in developing Windows and real-time library functions for S7-1500 Software Controllers; supplied on DVD
		6ES7806-2CD02-0YA0
		Open Development Kit for support in developing Windows and real-time library functions for S7-1500 Software Controllers; software download including license key ¹⁾ Email address required for delivery
		6ES7806-2CD02-0YG0
		SIMATIC WinCC Advanced V15.1
		Engineering software in the TIA Portal; for engineering SIMATIC Panels, WinCC Runtime Advanced; runs with Windows 7 (64-bit), Windows 10 (64-bit), WinSrv 2012 R2/2016 (64-bit), Class A; 6 languages: en, de, fr, it, es, zh
		• Floating license; software and documentation on DVD; license key on USB flash drive
		6AV2102-0AA05-0AA5
		• Floating license; software, documentation and license key for download ¹⁾ ; Email address required for delivery
		6AV2102-0AA05-0AH5

¹⁾ For up-to-date information and download availability, see:
<http://www.siemens.com/tia-online-software-delivery>


Distributed Controllers

based on ET 200SP

ET 200SP Open Controllers

Fail-safe CPUs > CPU 1515SP PC2 F

Overview



ET 200SP Open Controller, CPU 1515SP PC2 F, combines robustness and compact dimensions with the flexibility of centralized or decentralized communication in the highest industrial functionality. Furthermore, the CPU offers the entire value added of the ET 200SP system, the S7-1500 controller family and the TIA world together.

- Rugged, compact control system
- Combines the functions of an ET 200SP controller with those of a PC-based platform
- Turnkey all-in-one controller
- Can be used up to safety class SIL3 (Safety Integrity Level) according to IEC 61508 2nd Edition or PL e (Performance Level) according to ISO 13849
- High performance automation tasks with the use of new generation Intel Quad Core processors
- Connects high-level language applications and processes high data volumes with support from SIMATIC ODK 1500S

Technical specifications

Article number	6ES7677-2SB42-0GB0 CPU1515SP PC2 F
General information	
Product type designation	CPU 1515SP PC2 F
Engineering with	
• STEP 7 TIA Portal configurable/ integrated as of version	V15 with HSP 269
Installed software	
• Visualization	No
• Control	S7-1500 Software Controller CPU 1505SP F
Supply voltage	
Type of supply voltage	24 V DC
Processor	
Processor type	Intel Atom E3940, 1.6 GHz, 4 cores
Memory	
Type of memory	DDR3L
Main memory	8 GB RAM
CFast memory card	Yes; 30 GB flash memory
Work memory	
• integrated (for program)	1.5 Mbyte
• integrated (for data)	5 Mbyte
• integrated (for CPU function library of CPU Runtime)	20 Mbyte
Load memory	
• integrated (on PC mass storage)	320 Mbyte
CPU processing times	
for bit operations, typ.	10 ns
for word operations, typ.	12 ns
for fixed point arithmetic, typ.	16 ns
for floating point arithmetic, typ.	64 ns

Article number	6ES7677-2SB42-0GB0 CPU1515SP PC2 F
Counters, timers and their retentivity	
S7 counter	
• Number	2 048
IEC counter	
• Number	Any (only limited by the main memory)
S7 times	
• Number	2 048
IEC timer	
• Number	Any (only limited by the main memory)
Data areas and their retentivity	
Flag	
• Number, max.	16 kbyte
Address area	
I/O address area	
• Inputs	32 kbyte; All inputs are in the process image
• Outputs	32 kbyte; All outputs are in the process image
Hardware configuration	
Integrated power supply	Yes
Time of day	
Clock	
• Type	Hardware clock
• Hardware clock (real-time)	Yes; Resolution: 1 s
Interfaces	
Number of industrial Ethernet interfaces	2
Number of RS 485 interfaces	1; Via CM DP module
Number of USB interfaces	4; 2x USB 2.0, 2x USB 3.0 on front side
Number of SD card slots	1
Video interfaces	
• Graphics interface	1x DisplayPort

Technical specifications (continued)

Article number	6ES7677-2SB42-0GB0 CPU 1515SP PC2 F
1. Interface	
Interface type	PROFINET
automatic detection of transmission rate	Yes
Autonegotiation	Yes
Autocrossing	Yes
Interface types	
• Number of ports	2
• integrated switch	Yes
• RJ 45 (Ethernet)	Yes; Via BusAdapter BA 2x RJ45
- Transmission rate, max.	100 Mbit/s
- Industrial Ethernet status LED	Yes
• BusAdapter (PROFINET)	Yes; Compatible BusAdapter: BA 2x RJ45, BA 2x FC, BA 2x SCRJ (from FS03, V2.2), BA SCRJ / RJ45 (from FS03, V3.1), BA SCRJ / FC (from FS03, V3.1), BA 2x LC (from FS03, V3.3), BA LC / RJ45 (from FS03, V3.3), BA LC / FC (from FS03, V3.3)
Protocols	
• Number of connections via this interface	88
• PROFINET IO controller	Yes
• PROFINET IO Device	Yes
• SIMATIC communication	Yes
• Open IE communication	Yes
• Web server	Yes
PROFINET IO controller	
Services	
- Isochronous mode	Yes
- shortest clock pulse	500 µs
- IRT	Yes
- MRP	Yes
- MRPD	Yes
- PROFIenergy	Yes
- Prioritized startup	Yes; Max. 32 PROFINET devices; if you want to use the "Prioritized startup" functionality in STEP 7 for the PROFINET interface of the CPU, the CPU and the device must be separated by means of a switch (e.g. SCALANCE X205)
- Number of connectable IO Devices, max.	128
- Of which IO devices with IRT, max.	64
- of which in line, max.	64
- Number of connectable IO Devices for RT, max.	128
- of which in line, max.	128
- Number of IO Devices that can be simultaneously activated/deactivated, max.	8
- IO Devices changing during operation (partner ports), supported	Yes
- Number of IO Devices per tool, max.	8
- Updating times	The minimum value of the update time also depends on communication share set for PROFINET IO, on the number of IO devices, and on the quantity of configured user data

Article number	6ES7677-2SB42-0GB0 CPU 1515SP PC2 F
Update time for IRT	
- for send cycle of 500 µs	500 µs to 8 ms
- for send cycle of 1 ms	1 ms to 16 ms
- for send cycle of 2 ms	2 ms to 32 ms
- for send cycle of 4 ms	4 ms to 64 ms
- With IRT and parameterization of "odd" send cycles	Update time = set "odd" send clock (any multiple of 125 µs: 375 µs, 625 µs ... 3 875 µs)
Update time for RT	
- for send cycle of 500 µs	500 µs to 256 ms
- for send cycle of 1 ms	1 ms to 512 ms
- for send cycle of 2 ms	2 ms to 512 ms
- for send cycle of 4 ms	4 ms to 512 ms
Address area	
- Inputs, max.	8 kbyte
- Outputs, max.	8 kbyte
PROFINET IO Device	
Services	
- Isochronous mode	No
- shortest clock pulse	500 µs
- IRT	Yes
- MRP	Yes
- MRPD	Yes
- PROFIenergy	Yes
- Prioritized startup	Yes
- Shared device	Yes
- Number of IO Controllers with shared device, max.	4
- Asset management record	Yes
2. Interface	
Interface type	Integrated Ethernet interface
automatic detection of transmission rate	Yes
Autonegotiation	Yes
Autocrossing	Yes
Interface types	
• Number of ports	1
• RJ 45 (Ethernet)	Yes; Integrated
- Transmission rate, max.	1 000 Mbit/s
- Industrial Ethernet status LED	No
3. Interface	
Interface type	PROFIBUS with CM DP
Interface types	
• RS 485	Yes
Protocols	
• Number of connections via this interface	44
• PROFIBUS DP master	Yes
• PROFIBUS DP slave	Yes
• SIMATIC communication	Yes

Distributed Controllers

based on ET 200SP

ET 200SP Open Controllers

Fail-safe CPUs > CPU 1515SP PC2 F

Technical specifications (continued)

Article number	6ES7677-2SB42-0GB0 CPU 1515SP PC2 F
PROFIBUS DP master	
• Number of DP slaves, max.	125
Services	
- Equidistance	No
- Isochronous mode	No
Address area	
- Inputs, max.	8 kbyte
- Outputs, max.	8 kbyte
PROFIBUS DP slave	
Services	
- Equidistance	No
- Isochronous mode	No
Protocols	
Number of connections	
• Number of connections, max.	88
OPC UA	
• OPC UA client	Yes; From SW CPU 1505SP V2.6
• OPC UA server	Yes; Data access (read, write, subscribe), runtime license required
Supported technology objects	
Motion Control	Yes
• Number of available Motion Control resources for technology objects (except cam disks)	2 400
• Required Motion Control resources	
- per speed-controlled axis	40; per axis
- per positioning axis	80; per axis
- per synchronous axis	160; per axis
- per external encoder	80; per external encoder
- per output cam	20; per cam
- per cam track	160; per cam track
- per probe	40; per probe
Controller	
• PID_Compact	Yes; Universal PID controller with integrated optimization
• PID_3Step	Yes; PID controller with integrated optimization for valves
• PID-Temp	Yes; PID controller with integrated optimization for temperature
Counting and measuring	
• High-speed counter	Yes
Standards, approvals, certificates	
Highest safety class achievable in safety mode	
Probability of failure (for service life of 20 years and repair time of 100 hours)	
- Low demand mode: PFDavg in accordance with SIL3	< 2.00E-05
- High demand/continuous mode: PFH in accordance with SIL3	< 1.00E-09 1/h

Article number	6ES7677-2SB42-0GB0 CPU1515SP PC2 F
Ambient conditions	
Ambient temperature during operation	
• min.	-20 °C
• max.	Up to 60 °C with max. 32 ET 200SP modules; up to 55 °C with max. 64 ET 200SP modules
• horizontal installation, min.	-20 °C
• horizontal installation, max.	60 °C
• vertical installation, min.	-20 °C
• vertical installation, max.	50 °C; With max. 32 ET 200SP modules
Operating systems	
pre-installed operating system	Windows 10 IoT Enterprise 2016 LTSB, 64bit, MUI
Configuration	
Programming	
Programming language	
- LAD	Yes; incl. failsafe
- FBD	Yes; incl. failsafe
- STL	Yes
- SCL	Yes
- CFC	No
- GRAPH	Yes
Know-how protection	
• User program protection/password protection	Yes
• Copy protection	Yes
• Block protection	Yes
Access protection	
• Protection level: Write protection	Yes
• Protection level: Read/write protection	Yes
• Protection level: Complete protection	Yes
Open Development interfaces	
• Size of ODK SO file, max.	5.8 Mbyte
Peripherals/Options	
Peripherals	
• SD card	Optionally for additional mass storage
Dimensions	
Width	160 mm
Height	117 mm
Depth	75 mm
Weights	
Weight, approx.	0.83 kg

Ordering data	Article No.	Article No.
SIMATIC ET 200SP Open Controller CPU 1515SP PC2 F (+ HMI) Fail-safe ET 200SP CPU with Windows 10 IoT Enterprise 64-bit and pre-installed SIMATIC S7-1500 Failsafe Software Controller (with WinCC RT Advanced option); 8 GB RAM, 30 GB CFast card Type of delivery: en, de, fr, it, es, zh • CPU 1515SP PC2 F With pre-installed WinCC RT Advanced • CPU 1515SP PC2 F + HMI 128PT • CPU 1515SP PC2 F + HMI 512PT • CPU 1515SP PC2 F + HMI 2048PT	6ES7677-2SB42-0GB0 6ES7677-2SB42-0GK0 6ES7677-2SB42-0GL0 6ES7677-2SB42-0GM0	STEP 7 Professional V15.1 Target system: SIMATIC S7-1200, S7-1500, S7-300, S7-400, WinAC Requirement: Windows 7 Home Premium SP1 (64-bit) Windows 7 Professional SP1 (64-bit) Windows 7 Enterprise SP1 (64-bit) Windows 7 Ultimate SP1 (64-bit) Windows 10 Home Version 1709, 1803 Windows 10 Professional Version 1709, 1803 Windows 10 Enterprise Version 1709, 1803 Windows 10 Enterprise 2016 LTSB Windows 10 IoT Enterprise 2015 LTSB Windows 10 IoT Enterprise 2016 LTSB Windows Server 2012 R2 StdE (full installation) Windows Server 2016 Standard (full installation) Type of delivery: en, de, fr, it, es, zh STEP 7 Professional V15.1, floating license STEP 7 Professional V15.1, floating license software download incl. license key ¹⁾ Email address required for delivery
Accessories Upgrade from SIMATIC S7-1500 Software Controller CPU 1505SP to SIMATIC Open Controller From V 1.x to V 2.0; software download incl. documentation and license key Email address required for delivery	6ES7672-5DC01-0YK0	6ES7822-1AA05-0YA5 6ES7822-1AE05-0YA5
BusAdapter BA 2xRJ45 BusAdapter BA 2xFC BusAdapter BA 2xSCRJ BusAdapter BA SCRJ/RJ45 BusAdapter BA SCRJ/FC For increased vibration and EMC loads BusAdapter BA 2XLC BusAdapter BA LC/RJ45 BusAdapter BA LC/FC CM DP for ET 200SP CPU PROFIBUS DP master with electrical interface for connecting the ET 200SP CPUs to PROFIBUS at up to 12 Mbps Server module Spare part Power supply connector Spare part; for connecting the 24 V DC supply voltage; with push-in terminals (10 units) Equipment labeling plates 10 sheets of 16 plates Labeling strips 500 labeling strips on roll, light gray, for inscription with thermal transfer roll printer 1 000 labeling strips DIN A4, light gray, card, for inscription with laser printer	6ES7193-6AR00-0AA0 6ES7193-6AF00-0AA0 6ES7193-6AP00-0AA0 6ES7193-6AP20-0AA0 6ES7193-6AP40-0AA0 6ES7193-6AG00-0AA0 6ES7193-6AG20-0AA0 6ES7193-6AG40-0AA0 6ES7545-5DA00-0AB0 6ES7193-6PA00-0AA0 6ES7193-4JB00-0AA0 6ES7193-6LF30-0AW0 6ES7193-6LR10-0AA0 6ES7193-6LA10-0AA0	6ES7806-2CD03-0YA0 6ES7806-2CD03-0YG0 6AV2102-0AA05-0AA5 6AV2102-0AA05-0AH5
		SIMATIC ODK 1500S Open Development Kit for support in developing Windows and real-time library functions for S7-1500 Software Controllers; supplied on DVD Open Development Kit for support in developing Windows and real-time library functions for S7-1500 Software Controllers; software download including license key ¹⁾ Email address required for delivery
		SIMATIC WinCC Advanced V15.1 Engineering software in the TIA Portal; for engineering SIMATIC Panels, WinCC Runtime Advanced; runs with Windows 7 (64-bit), Windows 10 (64-bit), WinSrv 2012 R2/2016 (64-bit), Class A; 6 languages: en, de, fr, es, it, zh • Floating license; software and documentation on DVD; license key on USB flash drive • Floating license; software, documentation and license key for download ¹⁾ . Email address required for delivery

¹⁾ For up-to-date information and download availability, see: <http://www.siemens.com/tia-online-software-delivery>

Distributed Controllers

based on ET 200SP

ET 200SP Open Controllers

Technology CPUs > CPU 1515SP PC2 T

Overview



ET 200SP Open Controller CPU 1515SP PC2 T combines robustness and compact dimensions with the flexibility of centralized or decentralized communication in the highest industrial functionality. Furthermore, the CPU offers the entire value added of the ET 200SP system, the S7-1500 controller family and the TIA world together.

- Rugged, compact control system
- Combines the functions of an ET 200SP controller with those of a PC-based platform
- Turnkey all-in-one controller
- High performance automation tasks with the use of new generation Intel Quad Core processors
- Connects high-level language applications and processes high data volumes with support from SIMATIC ODK 1500S

Technical specifications

Article number	6ES7677-2VB42-0GB0 CPU1515SP PC2 T
General information	
Product type designation	CPU 1515SP PC2 T
Engineering with	
• STEP 7 TIA Portal configurable/ integrated as of version	V15 (FW V2.5)
Installed software	
• Visualization	No
• Control	S7-1500 Software Controller CPU 1505SP T
Supply voltage	
Type of supply voltage	24 V DC
Processor	
Processor type	Intel Atom E3940, 1.6 GHz, 4 cores
Memory	
Type of memory	DDR3L
Main memory	8 GB RAM
CFlash memory card	Yes; 30 GB flash memory
Work memory	
• integrated (for program)	1 Mbyte
• integrated (for data)	5 Mbyte
• integrated (for CPU function library of CPU Runtime)	20 Mbyte
Load memory	
• integrated (on PC mass storage)	320 Mbyte
CPU processing times	
for bit operations, typ.	10 ns
for word operations, typ.	12 ns
for fixed point arithmetic, typ.	16 ns
for floating point arithmetic, typ.	64 ns

Article number	6ES7677-2VB42-0GB0 CPU1515SP PC2 T
Counters, timers and their retentivity	
S7 counter	
• Number	2 048
IEC counter	
• Number	Any (only limited by the main memory)
S7 times	
• Number	2 048
IEC timer	
• Number	Any (only limited by the main memory)
Data areas and their retentivity	
Flag	
• Number, max.	16 kbyte
Address area	
I/O address area	
• Inputs	32 kbyte; All inputs are in the process image
• Outputs	32 kbyte; All outputs are in the process image
Hardware configuration	
Integrated power supply	Yes
Time of day	
Clock	
• Type	Hardware clock
• Hardware clock (real-time)	Yes; Resolution: 1 s
Interfaces	
Number of industrial Ethernet interfaces	2
Number of RS 485 interfaces	1; Via CM DP module
Number of USB interfaces	4; 2x USB 2.0, 2x USB 3.0 on front side
Number of SD card slots	1
Video interfaces	
• Graphics interface	1x DisplayPort

Technical specifications (continued)

Article number	6ES7677-2VB42-0GB0 CPU1515SP PC2 T
1. Interface	
Interface type	PROFINET
automatic detection of transmission rate	Yes
Autonegotiation	Yes
Autocrossing	Yes
Interface types	
• Number of ports	2
• integrated switch	Yes
• RJ 45 (Ethernet)	Yes; Via BusAdapter BA 2x RJ45
- Transmission rate, max.	100 Mbit/s
- Industrial Ethernet status LED	Yes
• BusAdapter (PROFINET)	Yes; Compatible BusAdapter: BA 2x RJ45, BA 2x FC, BA 2x SCRJ (from FS03, V2.2), BA SCRJ / RJ45 (from FS03, V3.1), BA SCRJ / FC (from FS03, V3.1), BA 2x LC (from FS03, V3.3), BA LC / RJ45 (from FS03, V3.3), BA LC / FC (from FS03, V3.3)
Protocols	
• Number of connections via this interface	88
• PROFINET IO controller	Yes
• PROFINET IO Device	Yes
• SIMATIC communication	Yes
• Open IE communication	Yes
• Web server	Yes
PROFINET IO controller	
Services	
- Isochronous mode	Yes
- shortest clock pulse	500 µs
- IRT	Yes
- MRP	Yes
- MRPD	Yes
- PROFIenergy	Yes
- Prioritized startup	Yes; Max. 32 PROFINET devices; if you want to use the "Prioritized startup" functionality in STEP 7 for the PROFINET interface of the CPU, the CPU and the device must be separated by means of a switch (e.g. SCALANCE X205)
- Number of connectable IO Devices, max.	128
- Of which IO devices with IRT, max.	64
- of which in line, max.	64
- Number of connectable IO Devices for RT, max.	128
- of which in line, max.	128
- Number of IO Devices that can be simultaneously activated/deactivated, max.	8
- IO Devices changing during operation (partner ports), supported	Yes
- Number of IO Devices per tool, max.	8
- Updating times	The minimum value of the update time also depends on communication share set for PROFINET IO, on the number of IO devices, and on the quantity of configured user data

Article number	6ES7677-2VB42-0GB0 CPU1515SP PC2 T
Update time for IRT	
- for send cycle of 500 µs	500 µs to 8 ms
- for send cycle of 1 ms	1 ms to 16 ms
- for send cycle of 2 ms	2 ms to 32 ms
- for send cycle of 4 ms	4 ms to 64 ms
- With IRT and parameterization of "odd" send cycles	Update time = set "odd" send clock (any multiple of 125 µs: 375 µs, 625 µs ... 3 875 µs)
Update time for RT	
- for send cycle of 500 µs	500 µs to 256 ms
- for send cycle of 1 ms	1 ms to 512 ms
- for send cycle of 2 ms	2 ms to 512 ms
- for send cycle of 4 ms	4 ms to 512 ms
Address area	
- Inputs, max.	8 kbyte
- Outputs, max.	8 kbyte
PROFINET IO Device	
Services	
- Isochronous mode	No
- shortest clock pulse	500 µs
- IRT	Yes
- MRP	Yes
- MRPD	Yes
- PROFIenergy	Yes
- Prioritized startup	Yes
- Shared device	Yes
- Number of IO Controllers with shared device, max.	4
- Asset management record	Yes
2. Interface	
Interface type	Integrated Ethernet interface
automatic detection of transmission rate	Yes
Autonegotiation	Yes
Autocrossing	Yes
Interface types	
• Number of ports	1
• RJ 45 (Ethernet)	Yes; Integrated
- Transmission rate, max.	1 000 Mbit/s
- Industrial Ethernet status LED	No

Distributed Controllers

based on ET 200SP

ET 200SP Open Controllers

Technology CPUs > CPU 1515SP PC2 T

Technical specifications (continued)

Article number	6ES7677-2VB42-0GB0 CPU 1515SP PC2 T
3. Interface	
Interface type	PROFIBUS with CM DP
Interface types	
• RS 485	Yes
Protocols	
• Number of connections via this interface	44
• PROFIBUS DP master	Yes
• PROFIBUS DP slave	Yes
• SIMATIC communication	Yes
PROFIBUS DP master	
• Number of DP slaves, max.	125
Services	
- Equidistance	No
- Isochronous mode	No
Address area	
- Inputs, max.	8 kbyte
- Outputs, max.	8 kbyte
PROFIBUS DP slave	
Services	
- Equidistance	No
- Isochronous mode	No
Protocols	
Number of connections	
• Number of connections, max.	88
OPC UA	
• OPC UA client	Yes; From SW CPU 1505SP V2.6
• OPC UA server	Yes; Data access (read, write, subscribe), runtime license required
Supported technology objects	
Motion Control	Yes
• Number of available Motion Control resources for technology objects (except cam disks)	2 400
• Required Motion Control resources	
- per speed-controlled axis	40; per axis
- per positioning axis	80; per axis
- per synchronous axis	160; per axis
- per external encoder	80; per external encoder
- per output cam	20; per cam
- per cam track	160; per cam track
- per probe	40; per probe
• Number of available Extended Motion Control resources for technology objects	120
• Required Extended Motion Control resources	
- for each cam	2
- for each set of kinematics	30
Controller	
• PID_Compact	Yes; Universal PID controller with integrated optimization
• PID_3Step	Yes; PID controller with integrated optimization for valves
• PID-Temp	Yes; PID controller with integrated optimization for temperature
Counting and measuring	
• High-speed counter	Yes

Article number	6ES7677-2VB42-0GB0 CPU 1515SP PC2 T
Ambient conditions	
Ambient temperature during operation	
• min.	-20 °C
• max.	Up to 60 °C with max. 32 ET 200SP modules; up to 55 °C with max. 64 ET 200SP modules
• horizontal installation, min.	-20 °C
• horizontal installation, max.	60 °C
• vertical installation, min.	-20 °C
• vertical installation, max.	50 °C; With max. 32 ET 200SP modules
Operating systems	
pre-installed operating system	Windows 10 IoT Enterprise 2016 LTSB, 64bit, MUI
Configuration	
Programming	
Programming language	
- LAD	Yes
- FBD	Yes
- STL	Yes
- SCL	Yes
- CFC	No
- GRAPH	Yes
Know-how protection	
• User program protection/password protection	Yes
• Copy protection	Yes
• Block protection	Yes
Access protection	
• Protection level: Write protection	Yes
• Protection level: Read/write protection	Yes
• Protection level: Complete protection	Yes
Open Development interfaces	
• Size of ODK SO file, max.	5.8 Mbyte
Peripherals/Options	
Peripherals	
• SD card	Optionally for additional mass storage
Dimensions	
Width	160 mm
Height	117 mm
Depth	75 mm
Weights	
Weight, approx.	0.83 kg

Ordering data	Article No.	Article No.
SIMATIC ET 200SP Open Controller CPU 1515SP PC2 T ET 200SP CPU with Windows 10 IoT Enterprise 64-bit and pre-installed SIMATIC S7-1500 Software Controller; 8 GB RAM, 30 GB CFast card; with enhanced motion control functionality Type of delivery: en, de, fr, it, es, zh • CPU 1515SP PC2 T	6ES7677-2VB42-0GB0	
Accessories		
Upgrade from SIMATIC S7-1500 Software Controller CPU 1505SP to SIMATIC Open Controller From V 1.x to V 2.0; software download incl. documentation and license key Email address required for delivery	6ES7672-5DC01-0YK0	
BusAdapter BA 2xRJ45	6ES7193-6AR00-0AA0	
BusAdapter BA 2xFC	6ES7193-6AF00-0AA0	
BusAdapter BA 2xSCRJ	6ES7193-6AP00-0AA0	
BusAdapter BA SCRJ/RJ45	6ES7193-6AP20-0AA0	
BusAdapter BA SCRJ/FC	6ES7193-6AP40-0AA0	
For increased vibration and EMC loads		
BusAdapter BA 2XLC	6ES7193-6AG00-0AA0	
BusAdapter BA LC/RJ45	6ES7193-6AG20-0AA0	
BusAdapter BA LC/FC	6ES7193-6AG40-0AA0	
CM DP for ET 200SP CPU	6ES7545-5DA00-0AB0	
PROFIBUS DP master with electrical interface for connecting the ET 200SP CPUs to PROFIBUS at up to 12 Mbps		
Server module	6ES7193-6PA00-0AA0	
Spare part		
Power supply connector	6ES7193-4JB00-0AA0	
Spare part; for connecting the 24 V DC supply voltage; with push-in terminals (10 units)		
Equipment labeling plates	6ES7193-6LF30-0AW0	
10 sheets of 16 plates		
Labeling strips		
500 labeling strips on roll, light gray, for inscription with thermal transfer roll printer	6ES7193-6LR10-0AA0	
1 000 labeling strips DIN A4, light gray, card, for inscription with laser printer	6ES7193-6LA10-0AA0	
		STEP 7 Professional V15.1 Target system: SIMATIC S7-1200, S7-1500, S7-300, S7-400, WinAC Requirement: Windows 7 Home Premium SP1 (64-bit) Windows 7 Professional SP1 (64-bit) Windows 7 Enterprise SP1 (64-bit) Windows 7 Ultimate SP1 (64-bit) Windows 10 Home Version 1709, 1803 Windows 10 Professional Version 1709, 1803 Windows 10 Enterprise Version 1709, 1803 Windows 10 Enterprise 2016 LTSB Windows 10 IoT Enterprise 2015 LTSB Windows 10 IoT Enterprise 2016 LTSB Windows Server 2012 R2 StdE (full installation) Windows Server 2016 Standard (full installation) Type of delivery: en, de, fr, it, es, zh STEP 7 Professional V15.1, floating license STEP 7 Professional V15.1, floating license software download incl. license key ¹⁾ Email address required for delivery
		6ES7822-1AA05-0YA5
		6ES7822-1AE05-0YA5
		SIMATIC ODK 1500S Open Development Kit for support in developing Windows and real-time library functions for S7-1500 Software Controllers; supplied on DVD Open Development Kit for support in developing Windows and real-time library functions for S7-1500 Software Controllers; software download including license key ¹⁾ Email address required for delivery
		6ES7806-2CD03-0YA0
		6ES7806-2CD03-0YG0
		SIMATIC WinCC Advanced V15.1 Engineering software in the TIA Portal; for engineering SIMATIC Panels, WinCC Runtime Advanced; runs with Windows 7 (64-bit), Windows 10 (64-bit), WinSrv 2012 R2/2016 (64-bit), Class A; 6 languages: en, de, fr, it, es, zh • Floating license; software and documentation on DVD; license key on USB flash drive • Floating license; software, documentation and license key for download ¹⁾ : Email address required for delivery
		6AV2102-0AA05-0AA5
		6AV2102-0AA05-0AH5

¹⁾ For up-to-date information and download availability, see: <http://www.siemens.com/tia-online-software-delivery>


Distributed Controllers

based on ET 200SP

ET 200SP Open Controllers

Technology CPUs > CPU 1515SP PC2 TF

Overview



ET 200SP Open Controller, CPU 1515SP PC2 TF, combines robustness and compact dimensions with the flexibility of centralized or decentralized communication in the highest industrial functionality. Furthermore, the CPU offers the entire value added of the ET 200SP system, the S7-1500 controller family and the TIA world together.

- Rugged, compact control system
- Combines the functions of a ET 200SP controller with those of a PC-based platform
- Turnkey all-in-one controller
- Can be used up to safety class SIL3 (Safety Integrity Level) according to IEC 61508 2nd Edition or PL e (Performance Level) according to ISO 13849
- High performance automation tasks with the use of new generation Intel Quad Core processors
- Connects high-level language applications and processes high data volumes with support from SIMATIC ODK 1500S

Technical specifications

Article number	6ES7677-2WB42-0GB0 CPU1515SP PC2 TF
General information	
Product type designation	CPU 1515SP PC2 TF
Engineering with	
• STEP 7 TIA Portal configurable/ integrated as of version	V15 (FW V2.5)
Installed software	
• Visualization	No
• Control	S7-1500 Software Controller CPU 1505SP TF
Supply voltage	
Type of supply voltage	24 V DC
Processor	
Processor type	Intel Atom E3940, 1.6 GHz, 4 cores
Memory	
Type of memory	DDR3L
Main memory	8 GB RAM
CFast memory card	Yes; 30 GB flash memory
Work memory	
• integrated (for program)	1.5 Mbyte
• integrated (for data)	5 Mbyte
• integrated (for CPU function library of CPU Runtime)	20 Mbyte
Load memory	
• integrated (on PC mass storage)	320 Mbyte
CPU processing times	
for bit operations, typ.	10 ns
for word operations, typ.	12 ns
for fixed point arithmetic, typ.	16 ns
for floating point arithmetic, typ.	64 ns

Article number	6ES7677-2WB42-0GB0 CPU1515SP PC2 TF
Counters, timers and their retentivity	
S7 counter	
• Number	2 048
IEC counter	
• Number	Any (only limited by the main memory)
S7 times	
• Number	2 048
IEC timer	
• Number	Any (only limited by the main memory)
Data areas and their retentivity	
Flag	
• Number, max.	16 kbyte
Address area	
I/O address area	
• Inputs	32 kbyte; All inputs are in the process image
• Outputs	32 kbyte; All outputs are in the process image
Hardware configuration	
Integrated power supply	Yes
Time of day	
Clock	
• Type	Hardware clock
• Hardware clock (real-time)	Yes; Resolution: 1 s
Interfaces	
Number of industrial Ethernet interfaces	2
Number of RS 485 interfaces	1; Via CM DP module
Number of USB interfaces	4; 2x USB 2.0, 2x USB 3.0 on front side
Number of SD card slots	1
Video interfaces	
• Graphics interface	1x DisplayPort

Technical specifications (continued)

Article number	6ES7677-2WB42-0GB0 CPU 1515SP PC2 TF
1. Interface	
Interface type	PROFINET
automatic detection of transmission rate	Yes
Autonegotiation	Yes
Autocrossing	Yes
Interface types	
• Number of ports	2
• integrated switch	Yes
• RJ 45 (Ethernet)	Yes; Via BusAdapter BA 2x RJ45
- Transmission rate, max.	100 Mbit/s
- Industrial Ethernet status LED	Yes
• BusAdapter (PROFINET)	Yes; Compatible BusAdapter: BA 2x RJ45, BA 2x FC, BA 2x SCRJ (from FS03, V2.2), BA SCRJ / RJ45 (from FS03, V3.1), BA SCRJ / FC (from FS03, V3.1), BA 2x LC (from FS03, V3.3), BA LC / RJ45 (from FS03, V3.3), BA LC / FC (from FS03, V3.3)
Protocols	
• Number of connections via this interface	88
• PROFINET IO controller	Yes
• PROFINET IO Device	Yes
• SIMATIC communication	Yes
• Open IE communication	Yes
• Web server	Yes
PROFINET IO controller	
Services	
- Isochronous mode	Yes
- shortest clock pulse	500 µs
- IRT	Yes
- MRP	Yes
- MRPD	Yes
- PROFIenergy	Yes
- Prioritized startup	Yes; Max. 32 PROFINET devices; if you want to use the "Prioritized startup" functionality in STEP 7 for the PROFINET interface of the CPU, the CPU and the device must be separated by means of a switch (e.g. SCALANCE X205)
- Number of connectable IO Devices, max.	128
- Of which IO devices with IRT, max.	64
- of which in line, max.	64
- Number of connectable IO Devices for RT, max.	128
- of which in line, max.	128
- Number of IO Devices that can be simultaneously activated/deactivated, max.	8
- IO Devices changing during operation (partner ports), supported	Yes
- Number of IO Devices per tool, max.	8
- Updating times	The minimum value of the update time also depends on communication share set for PROFINET IO, on the number of IO devices, and on the quantity of configured user data

Article number	6ES7677-2WB42-0GB0 CPU 1515SP PC2 TF
Update time for IRT	
- for send cycle of 500 µs	500 µs to 8 ms
- for send cycle of 1 ms	1 ms to 16 ms
- for send cycle of 2 ms	2 ms to 32 ms
- for send cycle of 4 ms	4 ms to 64 ms
- With IRT and parameterization of "odd" send cycles	Update time = set "odd" send clock (any multiple of 125 µs: 375 µs, 625 µs ... 3 875 µs)
Update time for RT	
- for send cycle of 500 µs	500 µs to 256 ms
- for send cycle of 1 ms	1 ms to 512 ms
- for send cycle of 2 ms	2 ms to 512 ms
- for send cycle of 4 ms	4 ms to 512 ms
Address area	
- Inputs, max.	8 kbyte
- Outputs, max.	8 kbyte
PROFINET IO Device	
Services	
- Isochronous mode	No
- shortest clock pulse	500 µs
- IRT	Yes
- MRP	Yes
- MRPD	Yes
- PROFIenergy	Yes
- Prioritized startup	Yes
- Shared device	Yes
- Number of IO Controllers with shared device, max.	4
- Asset management record	Yes
2. Interface	
Interface type	Integrated Ethernet interface
automatic detection of transmission rate	Yes
Autonegotiation	Yes
Autocrossing	Yes
Interface types	
• Number of ports	1
• RJ 45 (Ethernet)	Yes; Integrated
- Transmission rate, max.	1 000 Mbit/s
- Industrial Ethernet status LED	No
3. Interface	
Interface type	PROFIBUS with CM DP
Interface types	
• RS 485	Yes
Protocols	
• Number of connections via this interface	44
• PROFIBUS DP master	Yes
• PROFIBUS DP slave	Yes
• SIMATIC communication	Yes

Distributed Controllers

based on ET 200SP

ET 200SP Open Controllers

Technology CPUs > CPU 1515SP PC2 TF

Technical specifications (continued)

Article number	6ES7677-2WB42-0GB0 CPU 1515SP PC2 TF
PROFIBUS DP master	
• Number of DP slaves, max.	125
Services	
- Equidistance	No
- Isochronous mode	No
Address area	
- Inputs, max.	8 kbyte
- Outputs, max.	8 kbyte
PROFIBUS DP slave	
Services	
- Equidistance	No
- Isochronous mode	No
Protocols	
Number of connections	
• Number of connections, max.	88
OPC UA	
• OPC UA client	Yes; From SW CPU 1505SP V2.6
• OPC UA server	Yes; Data access (read, write, subscribe), runtime license required
Supported technology objects	
Motion Control	Yes
• Number of available Motion Control resources for technology objects (except cam disks)	2 400
• Required Motion Control resources	
- per speed-controlled axis	40; per axis
- per positioning axis	80; per axis
- per synchronous axis	160; per axis
- per external encoder	80; per external encoder
- per output cam	20; per cam
- per cam track	160; per cam track
- per probe	40; per probe
• Number of available Extended Motion Control resources for technology objects	120
• Required Extended Motion Control resources	
- for each cam	2
- for each set of kinematics	30
Controller	
• PID_Compact	Yes; Universal PID controller with integrated optimization
• PID_3Step	Yes; PID controller with integrated optimization for valves
• PID-Temp	Yes; PID controller with integrated optimization for temperature
Counting and measuring	
• High-speed counter	Yes
Standards, approvals, certificates	
Highest safety class achievable in safety mode	
Probability of failure (for service life of 20 years and repair time of 100 hours)	
- Low demand mode: PFDavg in accordance with SIL3	< 2.00E-05
- High demand/continuous mode: PFH in accordance with SIL3	< 1.00E-09 1/h

Article number	6ES7677-2WB42-0GB0 CPU1515SP PC2 TF
Ambient conditions	
Ambient temperature during operation	
• min.	-20 °C
• max.	Up to 60 °C with max. 32 ET 200SP modules; up to 55 °C with max. 64 ET 200SP modules
• horizontal installation, min.	-20 °C
• horizontal installation, max.	60 °C
• vertical installation, min.	-20 °C
• vertical installation, max.	50 °C; With max. 32 ET 200SP modules
Operating systems	
pre-installed operating system	Windows 10 IoT Enterprise 2016 LTSB, 64bit, MUI
Configuration	
Programming	
Programming language	
- LAD	Yes; incl. failsafe
- FBD	Yes; incl. failsafe
- STL	Yes
- SCL	Yes
- CFC	No
- GRAPH	Yes
Know-how protection	
• User program protection/ password protection	Yes
• Copy protection	Yes
• Block protection	Yes
Access protection	
• Protection level: Write protection	Yes
• Protection level: Read/write protection	Yes
• Protection level: Complete protection	Yes
Open Development interfaces	
• Size of ODK SO file, max.	5.8 Mbyte
Peripherals/Options	
Peripherals	
• SD card	Optionally for additional mass storage
Dimensions	
Width	160 mm
Height	117 mm
Depth	75 mm
Weights	
Weight, approx.	0.83 kg

Ordering data	Article No.	Article No.
SIMATIC ET 200SP Open Controller CPU 1515SP PC2 TF Fail-safe ET 200SP CPU with Windows 10 IoT Enterprise 64-bit and pre-installed fail-safe SIMATIC S7-1500 Software Controller; 8 GB RAM, 30 GB CFast card; with enhanced motion control functionality Type of delivery: en, de, fr, it, es, zh • CPU 1515SP PC2 TF	6ES7677-2WB42-0GB0	
Accessories		
Upgrade from SIMATIC S7-1500 Software Controller CPU 1505SP to SIMATIC Open Controller From V 1.x to V 2.0; software download incl. documentation and license key Email address required for delivery	6ES7672-5DC01-0YK0	
BusAdapter BA 2xRJ45	6ES7193-6AR00-0AA0	
BusAdapter BA 2xFC	6ES7193-6AF00-0AA0	
BusAdapter BA 2xSCRJ	6ES7193-6AP00-0AA0	
BusAdapter BA SCRJ/RJ45	6ES7193-6AP20-0AA0	
BusAdapter BA SCRJ/FC	6ES7193-6AP40-0AA0	
For increased vibration and EMC loads		
BusAdapter BA 2XLC	6ES7193-6AG00-0AA0	
BusAdapter BA LC/RJ45	6ES7193-6AG20-0AA0	
BusAdapter BA LC/FC	6ES7193-6AG40-0AA0	
CM DP for ET 200SP CPU	6ES7545-5DA00-0AB0	
PROFIBUS DP master with electrical interface for connecting the ET 200SP CPUs to PROFIBUS at up to 12 Mbps		
Server module	6ES7193-6PA00-0AA0	
Spare part		
Power supply connector	6ES7193-4JB00-0AA0	
Spare part; for connecting the 24 V DC supply voltage; with push-in terminals (10 units)		
Equipment labeling plates	6ES7193-6LF30-0AW0	
10 sheets of 16 plates		
Labeling strips		
500 labeling strips on roll, light gray, for inscription with thermal transfer roll printer	6ES7193-6LR10-0AA0	
1 000 labeling strips DIN A4, light gray, card, for inscription with laser printer	6ES7193-6LA10-0AA0	
		STEP 7 Professional V15.1 Target system: SIMATIC S7-1200, S7-1500, S7-300, S7-400, WinAC Requirement: Windows 7 Home Premium SP1 (64-bit) Windows 7 Professional SP1 (64-bit) Windows 7 Enterprise SP1 (64-bit) Windows 7 Ultimate SP1 (64-bit) Windows 10 Home Version 1709, 1803 Windows 10 Professional Version 1709, 1803 Windows 10 Enterprise Version 1709, 1803 Windows 10 Enterprise 2016 LTSB Windows 10 IoT Enterprise 2015 LTSB Windows 10 IoT Enterprise 2016 LTSB Windows Server 2012 R2 StdE (full installation) Windows Server 2016 Standard (full installation) Type of delivery: en, de, fr, it, es, zh STEP 7 Professional V15.1, floating license STEP 7 Professional V15.1, floating license software download incl. license key ¹⁾ Email address required for delivery
		6ES7822-1AA05-0YA5
		6ES7822-1AE05-0YA5
		SIMATIC ODK 1500S Open Development Kit for support in developing Windows and real-time library functions for S7-1500 Software Controllers; supplied on DVD Open Development Kit for support in developing Windows and real-time library functions for S7-1500 Software Controllers; software download including license key ¹⁾ Email address required for delivery
		6ES7806-2CD03-0YA0
		6ES7806-2CD03-0YG0
		SIMATIC WinCC Advanced V15.1 Engineering software in the TIA Portal; for engineering SIMATIC Panels, WinCC Runtime Advanced; runs with Windows 7 (64-bit), Windows 10 (64-bit), WinSrv 2012 R2/2016 (64-bit), Class A; 6 languages: en, de, fr, it, es, zh • Floating license; software and documentation on DVD; license key on USB flash drive • Floating license; software, documentation and license key for download ¹⁾ ; Email address required for delivery
		6AV2102-0AA05-0AA5
		6AV2102-0AA05-0AH5

¹⁾ For up-to-date information and download availability, see: <http://www.siemens.com/tia-online-software-delivery>


Distributed Controllers

based on ET 200SP

SIPLUS ET 200SP Open Controller

SIPLUS CPU 1515SP PC

Overview



- Turnkey, all-in-one solution with pre-installed SIMATIC S7-1500 Software Controller Standard or fail-safe, optionally pre-installed WinCC Runtime Advanced
- Fail-safe versions make it possible to control machines or plants in a fail-safe environment. This makes it possible to address applications which require an SIL3 (Safety Integrity Level) safety class according to IEC 61508 2nd Edition or a PL e (Performance Level) according to ISO 13849.
- Central expansion via ET 200SP modules (station width up to 1 m or up to 64 modules)
- SIMATIC Hypervisor: for separating Windows systems from control functions
- Dual-core processor for optimal use of the hypervisor

- Swappable flash memory (CFast card) for operating system, runtime and project data
- Integrated DVI-I graphics connection; 3x USB 2.0 connection
- 2 PROFINET interfaces: X1 via PN-IO bus adapter (RJ45 or FC) with 2 ports; X2: GB Ethernet interface (RJ45)
- PROFINET IRT
- Open Ethernet communication (TCP/IP, UDP, Iso-on-TCP)
- Web server functionality for information, status, diagnostics and user-defined web pages
- PROFIBUS DP communication optionally via CM DP module as DP master
- Configuration control (option handling)
- Improved know-how and copy protection; Security Integrated
- Integrated system diagnostics
- Integrated motion control functionalities for controlling speed-controlled and positioning axes with support for external encoders.
- Trace function
- Especially suitable for high data volumes and user-specific, open applications
- Integration of control functions and applications implemented in C/C++ (using SIMATIC ODK-1500S Open Development Kit)

Note:

SIPLUS extreme products are based on SIMATIC standard products. The contents listed here were taken from the respective standard products. SIPLUS extreme specific information was added.

Technical specifications

Article number	6AG1677-2AA31-4EB0	6AG1677-2AA40-4AA0
Based on	6ES7677-2AA31-0EB0 SIPLUS ET 200SP CPU 1515SP PC 4GB	6ES7677-2AA40-0AA0 SIPLUS ET 200SP CPU 1515SP PC SPARE 4GB; Spare part (module without CFast card and without installed software)
Ambient conditions		
Ambient temperature during operation		
• min.	0 °C; = Tmin (incl. condensation/frost)	0 °C; = Tmin (incl. condensation/frost)
• max.	60 °C; Up to 60 °C with max. 32 ET 200SP modules and 3x 100 mA USB load; up to 55 °C with max. 64 ET 200SP modules and 2x max. 500 mA and 1x max. 100 mA USB load	60 °C; Up to 60 °C with max. 32 ET 200SP modules and 3x 100 mA USB load; up to 55 °C with max. 64 ET 200SP modules and 2x max. 500 mA and 1x max. 100 mA USB load
• horizontal installation, min.	0 °C; = Tmin	0 °C; = Tmin
• horizontal installation, max.	60 °C; = Tmax; up to 60 °C with max. 32 ET 200SP modules and 3x 100 mA USB load; up to 55 °C with max. 64 ET 200SP modules and 2x max. 500 mA and 1x max. 100 mA USB load	60 °C; = Tmax; up to 60 °C with max. 32 ET 200SP modules and 3x 100 mA USB load; up to 55 °C with max. 64 ET 200SP modules and 2x max. 500 mA and 1x max. 100 mA USB load
• vertical installation, min.	0 °C; = Tmin	0 °C; = Tmin
• vertical installation, max.	50 °C; = Tmax; at max. 32 ET 200SP modules and 3x 100 mA USB load	50 °C; = Tmax; at max. 32 ET 200SP modules and 3x 100 mA USB load
Altitude during operation relating to sea level		
• Installation altitude above sea level, max.	5 000 m	5 000 m
• Ambient air temperature-barometric pressure-altitude	Tmin ... Tmax at 1 140 hPa ... 795 hPa (-1 000 m ... +2 000 m) // Tmin ... (Tmax - 10 K) at 795 hPa ... 658 hPa (+2 000 m ... +3 500 m) // Tmin ... (Tmax -20 K) at 658 hPa ... 540 hPa (+3 500 m ... +5 000 m)	Tmin ... Tmax at 1 140 hPa ... 795 hPa (-1 000 m ... +2 000 m) // Tmin ... (Tmax - 10 K) at 795 hPa ... 658 hPa (+2 000 m ... +3 500 m) // Tmin ... (Tmax -20 K) at 658 hPa ... 540 hPa (+3 500 m ... +5 000 m)

Distributed Controllers

based on ET 200Pro
Standard CPUs

IM 154-8 PN/DP CPU

Overview



- CPU with PLC functionality equivalent to S7-315-2 PN/DP provides distributed intelligence for preprocessing
- Interface module for exchanging pre-processed I/O data between the ET 200pro and a higher-level master/IO controller via PROFIBUS DP/PROFINET IO
- PROFINET IO controller for operating distributed I/O on PROFINET
- Component Based Automation (CBA) on PROFINET
- PROFINET proxy for intelligent devices on PROFIBUS DP in Component Based Automation (CBA)
- PROFINET interface with 3-port switch
- Isochronous mode on PROFIBUS or PROFINET
- Integrated web server with the option of creating user-defined web pages
- CPU with PLC functionality equivalent to S7-315-2 PN/DP provides distributed intelligence for preprocessing
- Fast, simple and end-to-end programming of a system with modular programs via STEP 7
- Fail-safe IM 154-8F PN/DP CPU PROFIsafe available

Note:

SIMATIC Micro Memory Card required for operation of CPU.

Technical specifications

Article number	6ES7154-8AB01-0AB0 ET 200pro: IM 154-8 PN/DP CPU, 384KB
Supply voltage	
Rated value (DC)	24 V
Power loss	
Power loss, typ.	8.5 W
Memory	
Work memory	
• integrated	384 kbyte
• expandable	No
Load memory	
• Plug-in (MMC), max.	8 Mbyte
CPU processing times	
for bit operations, typ.	0.05 µs
for word operations, typ.	0.09 µs
for fixed point arithmetic, typ.	0.12 µs
for floating point arithmetic, typ.	0.45 µs
Counters, timers and their retentivity	
S7 counter	
• Number	256
IEC counter	
• present	Yes
S7 times	
• Number	256
IEC timer	
• present	Yes
Data areas and their retentivity	
Flag	
• Number, max.	2 048 byte

Article number	6ES7154-8AB01-0AB0 ET 200pro: IM 154-8 PN/DP CPU, 384KB
Address area	
I/O address area	
• Inputs	2 048 byte
• Outputs	2 048 byte
Process image	
• Inputs, adjustable	2 048 byte
• Outputs, adjustable	2 048 byte
Time of day	
Clock	
• Hardware clock (real-time)	Yes
Operating hours counter	
• Number	1
Interfaces	
Interfaces/bus type	1x MPI/PROFIBUS DP, 1x PROFINET (3 ports)
1. Interface	
Interface type	Integrated RS 485 interface
Interface types	
• RS 485	Yes
• Connection method	2x M12 b-coded
Protocols	
• MPI	Yes
• PROFIBUS DP master	Yes
• PROFIBUS DP slave	Yes
• Point-to-point connection	No
PROFIBUS DP master	
• Number of DP slaves, max.	124

Technical specifications (continued)

Article number	6ES7154-8AB01-0AB0 ET 200pro: IM 154-8 PN/DP CPU, 384KB
2. Interface	
Interface type	PROFINET
Physics	Ethernet (2x M12 d-coded; 1x RJ45)
Interface types	
• Number of ports	3
Protocols	
• MPI	No
• PROFINET IO controller	Yes; Also simultaneously with IO-Device functionality
• PROFINET IO Device	Yes; Also simultaneously with IO Controller functionality
• PROFINET CBA	Yes
• PROFIBUS DP master	No
• PROFIBUS DP slave	No
PROFINET IO controller	
Services	
- Number of connectable IO Devices, max.	128
- Of which IO devices with IRT, max.	64
- Number of IO Devices with IRT and the option "high flexibility"	128
- Number of connectable IO Devices for RT, max.	128
Protocols	
Open IE communication	
• TCP/IP	Yes; via integrated PROFINET interface and loadable FBs
- Number of connections, max.	8
• ISO-on-TCP (RFC1006)	Yes
- Number of connections, max.	8
• UDP	Yes
- Number of connections, max.	8
Web server	
• supported	Yes
Isochronous mode	
Isochronous operation (application synchronized up to terminal)	Yes; Via PROFIBUS DP or PROFINET interface

Article number	6ES7154-8AB01-0AB0 ET 200pro: IM 154-8 PN/DP CPU, 384KB
Communication functions	
PG/OP communication	Yes
Global data communication	
• supported	Yes
S7 basic communication	
• supported	Yes
S7 communication	
• supported	Yes
Number of connections	
• overall	16
Degree and class of protection	
IP degree of protection	IP65/67
Configuration	
Programming	
Programming language	
- LAD	Yes
- FBD	Yes
- STL	Yes
- SCL	Yes
- CFC	Yes
- GRAPH	Yes
- HiGraph®	Yes
Know-how protection	
• User program protection/password protection	Yes
• Block encryption	Yes; With S7 block Privacy
Dimensions	
Width	135 mm
Height	130 mm
Depth	65 mm; 60 mm without cover for RJ45 socket; 65 mm with cover for RJ45 socket
Weights	
Weight, approx.	720 g

Distributed Controllers

based on ET 200Pro
Standard CPUs

IM 154-8 PN/DP CPU

Ordering data	Article No.	Article No.
IM 154-8 PN/DP CPU interface module, V3.2 PROFINET IO controller for operating distributed I/Os on PROFINET, with integrated PLC functionality.	6ES7154-8AB01-0AB0	
Accessories		
MMC 64 KB ¹⁾ For program backup.	6ES7953-8LF31-0AA0	
MMC 128 KB ¹⁾ For program backup.	6ES7953-8LG31-0AA0	
MMC 512 KB ¹⁾ For program backup.	6ES7953-8LJ31-0AA0	
MMC 2 MB ¹⁾ For program backup and/or firmware updates.	6ES7953-8LL31-0AA0	
MMC 4 MB ¹⁾ For program backup.	6ES7953-8LM31-0AA0	
MMC 8 MB ¹⁾ For program backup.	6ES7953-8LP31-0AA0	
Connection module For CPU IM154-8 PN/DP, with 4 x M12 and 2 x 7/8", for connecting PROFINET and PROFIBUS DP.	6ES7194-4AN00-0AA0	
SCALANCE X-200 Industrial Ethernet switches With integral SNMP access, web diagnostics, copper cable diagnostics and PROFINET diagnostics, for setting up linear, star and ring structures SCALANCE X208PRO, in degree of protection IP65, with eight 10/100 Mbps M12 ports, incl. eleven M12 dust caps.	6GK5208-0HA10-2AA6	
Industrial Ethernet FC RJ45 plug 180 RJ45 plug connector for Industrial Ethernet with a rugged metal enclosure and integrated insulation displacement contacts for connecting Industrial Ethernet FC installation cables; with 180° cable outlet <ul style="list-style-type: none"> • 1 unit • 10 units • 50 units 	6GK1901-1BB10-2AA0 6GK1901-1BB10-2AB0 6GK1901-1BB10-2AE0	
Industrial Ethernet FastConnect installation cables <ul style="list-style-type: none"> • FastConnect standard cable • FastConnect trailing cable • FastConnect marine cable 	6XV1840-2AH10 6XV1840-3AH10 6XV1840-4AH10	
Industrial Ethernet FastConnect installation cables <ul style="list-style-type: none"> • IE FC TP trailing cable GP 2 x 2: sold by the meter, max. delivery unit 1 000 m; minimum order quantity 20 m. • IE TP torsion cable GP 2 x 2: sold by the meter, max. delivery unit 1 000 m; minimum order quantity 20 m. 	6XV1870-2D 6XV1870-2F	
Industrial Ethernet FastConnect Stripping tool	6GK1901-1GA00	
IE connecting cable M12-180/M12-180 <ul style="list-style-type: none"> • Pre-assembled IE FC TP trailing cable GP 2 x 2 (PROFINET Type C) with two 4-pin M12 plugs (4-pin, D-coded), degree of protection IP65/IP67, in various lengths: <ul style="list-style-type: none"> - 0.3 m - 0.5 m - 1.0 m - 1.5 m - 2.0 m - 3.0 m - 5.0 m - 10 m - 15 m • PROFINET M12 trailing connecting cable, pre-assembled at both ends with angled M12 connectors (male insert), in various lengths: <ul style="list-style-type: none"> - 3.0 m - 5.0 m - 10 m • PROFINET M12 trailing connecting cable, pre-assembled at one end with angled M12 connector (male insert at one end, other end open), in various lengths: <ul style="list-style-type: none"> - 3.0 m - 5.0 m - 10 m 	6XV1870-8AE30 6XV1870-8AE50 6XV1870-8AH10 6XV1870-8AH15 6XV1870-8AH20 6XV1870-8AH30 6XV1870-8AH50 6XV1870-8AN10 6XV1870-8AN15 3RK1902-2NB30 3RK1902-2NB50 3RK1902-2NC10 3RK1902-2HB30 3RK1902-2HB50 3RK1902-2HC10	
IE FC M12 Plug PRO PROFINET M12 plug connector, D-coded with fast connection system, axial cable outlet. <ul style="list-style-type: none"> • 1 unit • 8 units • PROFINET M12 plug connector, D-coded, angled. 	6GK1901-0DB20-6AA0 6GK1901-0DB20-6AA8 3RK1902-2DA00	
IE panel feed-through Cabinet feed-through for converting from the M12 connection system (D-coded, IP65/IP67) to the RJ45 connection system (IP20), 1 pack = 5 units.	6GK1901-0DM20-2AA5	

¹⁾ An MMC is essential for operating the CPU

Ordering data	Article No.	Ordering data	Article No.
7/8" connecting cable to power supply 5-wire, 5 x 1.5 mm ² , trailing type, pre-assembled with two 7/8" connectors (axial cable outlet), 5-pin, up to 50 m, in various lengths: <ul style="list-style-type: none"> - 1.5 m - 2.0 m - 3.0 m - 5.0 m - 10 m - 15 m - Other special lengths with 90° or 180° cable outlet. 	6XV1822-5BH15 6XV1822-5BH20 6XV1822-5BH30 6XV1822-5BH50 6XV1822-5BN10 6XV1822-5BN15 See http://support.automation.siemens.com/WW/view/en/26999294	M12 sealing cap For protection of unused M12 connections with ET 200pro	3RX9802-0AA00
<ul style="list-style-type: none"> • Power cable, can be trailed, 5 x 1.5 mm², pre-assembled at both ends with 7/8" angled connectors (female insert at one end, male insert at the other end), in various lengths: <ul style="list-style-type: none"> - 3.0 m - 5.0 m - 10 m • Power cable, can be trailed, 5 x 1.5 mm², pre-assembled at one end with 7/8" angled connector with female insert (female insert at one end, other end open), in various lengths: <ul style="list-style-type: none"> - 3.0 m - 5.0 m - 10 m 	3RK1902-3NB30 3RK1902-3NB50 3RK1902-3NC10	M12 sealing caps with female thread 5 units	6ES7194-4JD60-0AA0
Power line 5-wire, 5 x 1.5 mm ² , trailing type, sold by the meter, minimum order quantity 20 m, maximum order quantity 1 000 m.	6XV1830-8AH10	PROFIBUS M12 connecting cable Pre-assembled, with two 5-pole M12 connectors/sockets, up to 100 m, in various lengths: <ul style="list-style-type: none"> 1.5 m 2.0 m 3.0 m 5.0 m 10 m 15 m Other special lengths with 90° or 180° cable outlet	6XV1830-3DH15 6XV1830-3DH20 6XV1830-3DH30 6XV1830-3DH50 6XV1830-3DN10 6XV1830-3DN15 See http://support.automation.siemens.com/WW/view/en/26999294
7/8" cable connector For ET 200eco, with axial cable outlet <ul style="list-style-type: none"> • with male insert, 5-pack • with female insert, 5-pack • angled, with female insert, 1 unit • angled, with male insert, 1 unit 7/8" cover cap, 10 per pack	6GK1905-0FA00 6GK1905-0FB00 3RK1902-3DA00 3RK1902-3BA00 6ES7194-3JA00-0AA0	M12 bus termination connector for PROFIBUS, female insert M12 bus termination connector for PROFIBUS, male insert M12 plug connector, axial outlet, with male insert	6GK1905-0ED00 6GK1905-0EC00 6GK1905-0EA00
Twisted Pair cables 4x2 with RJ45 connectors 0.5 m 1 m 2 m 6 m 10 m	6XV1870-3QE50 6XV1870-3QH10 6XV1870-3QH20 6XV1870-3QH60 6XV1870-3QN10	PROFIBUS FC standard cable GP Standard type with special design for fast mounting, 2-wire, shielded. Sold by the meter, max. delivery unit 1 000 m, minimum order quantity 20 m.	6XV1830-0EH10
Crossed Twisted Pair cables 4x2 with RJ45 connectors 0.5 m 1 m 2 m 6 m 10 m	6XV1870-3RE50 6XV1870-3RH10 6XV1870-3RH20 6XV1870-3RH60 6XV1870-3RN10	PROFIBUS FC trailing cable 2-wire, shielded.	6XV1830-3EH10
		PROFIBUS FC food cable 2-wire, shielded. Sold by the meter, max. delivery unit 1 000 m, minimum order quantity 20 m.	6XV1830-0GH10
		PROFIBUS FC robust cable 2-wire, shielded Sold by the meter, max. delivery unit 1 000 m, minimum order quantity 20 m.	6XV1830-0JH10
		PROFIBUS M12 cable connector 5-pole, B-coded, metal housing, 1 pack = 5 units. <ul style="list-style-type: none"> • Female insert 	6GK1905-0EB00

Distributed Controllers

based on ET 200Pro
Standard CPUs

CPU 1516pro-2 PN

Overview



- CPU 1516pro-2 PN for SIMATIC ET 200pro based on S7-1500 CPU 1516-3 PN/DP
- For applications with high requirements on the program scope and processing speed, for distributed setup via PROFINET IO
- PROFINET IO controller for operating distributed I/O on PROFINET
- PROFINET I-Device for connecting the CPU as an intelligent PROFINET device with a SIMATIC or non-Siemens PROFINET IO controller
- PROFINET shared I-Device for 4 controllers
- PROFINET IO RT/IRT interface with integrated 3-port switch
- Additional PROFINET IO RT interface with separate IP address
- Isochronous mode on PROFINET
- Integrated motion control functionalities for controlling speed-controlled and positioning axes, support for external encoders, output cams/cam tracks and probes
- OPC UA server and client (data access) as runtime option for the easy connection of SIMATIC ET 200pro to third-party devices/systems
- Integrated web server with the option of creating user-defined web pages

Note:

SIMATIC memory card required for operation of the CPU

Technical specifications

Article number	6ES7516-2PN00-0AB0 ET 200pro: CPU 1516PRO-2 PN
General information	
Product type designation	CPU 1516pro-2 PN
Engineering with	
• STEP 7 TIA Portal configurable/integrated as of version	V15.1 (FW V2.6)/V14 (FW V2.0) or higher
Supply voltage	
Type of supply voltage	24 V DC
Memory	
Work memory	
• integrated (for program)	1 Mbyte
• integrated (for data)	5 Mbyte
Load memory	
• Plug-in (SIMATIC Memory Card), max.	32 Gbyte
CPU processing times	
for bit operations, typ.	10 ns
for word operations, typ.	12 ns
for fixed point arithmetic, typ.	16 ns
for floating point arithmetic, typ.	64 ns

Article number	6ES7516-2PN00-0AB0 ET 200pro: CPU 1516PRO-2 PN
Counters, timers and their retentivity	
S7 counter	
• Number	2 048
IEC counter	
• Number	Any (only limited by the main memory)
S7 times	
• Number	2 048
IEC timer	
• Number	Any (only limited by the main memory)
Data areas and their retentivity	
Flag	
• Number, max.	16 kbyte
Address area	
I/O address area	
• Inputs	32 kbyte; All inputs are in the process image
• Outputs	32 kbyte; All outputs are in the process image

Technical specifications (continued)

Article number	6ES7516-2PN00-0AB0 ET 200pro: CPU 1516PRO-2 PN
Time of day	
Clock	
• Type	Hardware clock
1. Interface	
Interface types	
• Number of ports	3; 2x M12 + 1x RJ45
• integrated switch	Yes
• RJ 45 (Ethernet)	Yes; X1 P3
Protocols	
• IP protocol	Yes; IPv4
• PROFINET IO controller	Yes
• PROFINET IO Device	Yes
• SIMATIC communication	Yes
• Open IE communication	Yes
• Web server	Yes
• Media redundancy	Yes; MRP Automanager according to IEC 62439-2 Edition 2.0
PROFINET IO controller	
Services	
- PG/OP communication	Yes
- S7 routing	Yes
- Isochronous mode	Yes
- Open IE communication	Yes
- IRT	Yes
- MRP	Yes; As MRP redundancy manager and/or MRP client; max. number of devices in the ring: 50
- MRPD	Yes; Requirement: IRT
- PROFlenergy	Yes
- Prioritized startup	Yes; Max. 32 PROFINET devices
- Number of connectable IO Devices, max.	256; In total, up to 1 000 distributed I/O devices can be connected via AS-i, PROFIBUS or PROFINET
- Of which IO devices with IRT, max.	64
- Number of connectable IO Devices for RT, max.	256
- of which in line, max.	256
- Number of IO Devices that can be simultaneously activated/deactivated, max.	8; in total across all interfaces
- Number of IO Devices per tool, max.	8
- Updating times	The minimum value of the update time also depends on communication share set for PROFINET IO, on the number of IO devices, and on the quantity of configured user data
Update time for IRT	
- for send cycle of 250 µs	250 µs to 4 ms; Note: In the case of IRT with isochronous mode, the minimum update time of 500 µs of the isochronous OB is decisive
- for send cycle of 500 µs	500 µs to 8 ms
- for send cycle of 1 ms	1 ms to 16 ms
- for send cycle of 2 ms	2 ms to 32 ms
- for send cycle of 4 ms	4 ms to 64 ms
- With IRT and parameterization of "odd" send cycles	Update time = set "odd" send clock (any multiple of 125 µs: 375 µs, 625 µs ... 3 875 µs)
Update time for RT	
- for send cycle of 250 µs	250 µs to 128 ms
- for send cycle of 500 µs	500 µs to 256 ms
- for send cycle of 1 ms	1 ms to 512 ms
- for send cycle of 2 ms	2 ms to 512 ms
- for send cycle of 4 ms	4 ms to 512 ms

Article number	6ES7516-2PN00-0AB0 ET 200pro: CPU 1516PRO-2 PN
PROFINET IO Device	
Services	
- PG/OP communication	Yes
- S7 routing	Yes
- Isochronous mode	No
- Open IE communication	Yes
- IRT	Yes
- MRP	Yes; As MRP redundancy manager and/or MRP client; max. number of devices in the ring: 50
- MRPD	Yes; Requirement: IRT
- PROFlenergy	Yes
- Prioritized startup	No
- Shared device	Yes
- Number of IO Controllers with shared device, max.	4
- Asset management record	Yes; Per user program
2. Interface	
Interface types	
• Number of ports	1; 1x M12
• integrated switch	No
• RJ 45 (Ethernet)	No
Protocols	
• IP protocol	Yes; IPv4
• PROFINET IO controller	Yes
• PROFINET IO Device	Yes
• SIMATIC communication	Yes
• Open IE communication	Yes
• Web server	Yes
• Media redundancy	No
PROFINET IO controller	
Services	
- PG/OP communication	Yes
- S7 routing	Yes
- Isochronous mode	No
- Open IE communication	Yes
- IRT	No
- MRP	No
- MRPD	No
- PROFlenergy	Yes
- Prioritized startup	No
- Number of connectable IO Devices, max.	32; In total, up to 1 000 distributed I/O devices can be connected via AS-i, PROFIBUS or PROFINET
- Number of connectable IO Devices for RT, max.	32
- of which in line, max.	32
- Number of IO Devices that can be simultaneously activated/deactivated, max.	8; in total across all interfaces
- Number of IO Devices per tool, max.	8
- Updating times	The minimum value of the update time also depends on communication share set for PROFINET IO, on the number of IO devices, and on the quantity of configured user data
Update time for RT	
- for send cycle of 1 ms	1 ms to 512 ms

Distributed Controllers

based on ET 200Pro
Standard CPUs

CPU 1516pro-2 PN

Technical specifications (continued)

Article number	6ES7516-2PN00-0AB0 ET 200pro: CPU 1516PRO-2 PN
PROFINET IO Device	
Services	
- PG/OP communication	Yes
- S7 routing	Yes
- Isochronous mode	No
- Open IE communication	Yes
- IRT	No
- MRP	No
- MRPD	No
- PROFinergy	Yes
- Prioritized startup	No
- Shared device	Yes
- Number of IO Controllers with shared device, max.	4
- Asset management record	Yes; Per user program
Protocols	
Number of connections	
• Number of connections, max.	128; Via integrated interfaces of the CPU
OPC UA	
• OPC UA client	Yes; Data access (read, write), method call, custom address space
• OPC UA server	Yes; Data access (read, write, subscribe), method call, custom address space; embedded 2017 UA server profile V1.02
Isochronous mode	
Isochronous operation (application synchronized up to terminal)	Yes; Via X1, with minimum OB 6x cycle of 500 µs
Supported technology objects	
Motion Control	Yes; Note: The number of axes affects the cycle time of the PLC program; selection guide via the TIA Selection Tool or SIZER
• Number of available Motion Control resources for technology objects (except cam disks)	2 400
• Required Motion Control resources	
- per speed-controlled axis	40
- per positioning axis	80
- per synchronous axis	160
- per external encoder	80
- per output cam	20
- per cam track	160
- per probe	40
Controller	
• PID_Compact	Yes; Universal PID controller with integrated optimization
• PID_3Step	Yes; PID controller with integrated optimization for valves
• PID-Temp	Yes; PID controller with integrated optimization for temperature
Counting and measuring	
• High-speed counter	Yes

Article number	6ES7516-2PN00-0AB0 ET 200pro: CPU 1516PRO-2 PN
Ambient conditions	
Ambient temperature during operation	
• horizontal installation, min.	-25 °C
• horizontal installation, max.	55 °C
• vertical installation, min.	-25 °C
• vertical installation, max.	55 °C
Altitude during operation relating to sea level	
• Installation altitude above sea level, max.	5 000 m; Restrictions for installation altitudes > 2 000 m, see manual
Configuration	
Programming	
Programming language	
- LAD	Yes
- FBD	Yes
- STL	Yes
- SCL	Yes
- GRAPH	Yes
Know-how protection	
• User program protection/password protection	Yes
• Copy protection	Yes
• Block protection	Yes
Access protection	
• Protection level: Write protection	Yes
• Protection level: Read/write protection	Yes
• Protection level: Complete protection	Yes
Dimensions	
Width	135 mm
Height	130 mm
Depth	65 mm
Weights	
Weight, approx.	614 g

Ordering data	Article No.	Article No.
CPU 1516pro-2 PN Work memory 1 MB for program, 5 MB for data, PROFINET IO IRT interface, PROFINET IO RT interface; SIMATIC memory card required	6ES7516-2PN00-0AB0	
Accessories		
SIMATIC memory card		
4 MB ¹⁾	6ES7954-8LC03-0AA0	
12 MB ¹⁾	6ES7954-8LE03-0AA0	
24 MB ¹⁾	6ES7954-8LF03-0AA0	
256 MB ¹⁾	6ES7954-8LL03-0AA0	
2 GB ¹⁾	6ES7954-8LP02-0AA0	
32 GB ¹⁾	6ES7954-8LT03-0AA0	
Connection module	6ES7194-4AP00-0AA0	
CM CPU 2PN M12 / 7/8"; with 3 x M12 and 2 x 7/8", for connecting 2 x PROFINET		
Industrial Ethernet FC RJ45 plug 180		
RJ45 plug connector for Industrial Ethernet with a rugged metal enclosure and integrated insulation displacement contacts for connecting Industrial Ethernet FC installation cables; with 180° cable outlet		
<ul style="list-style-type: none"> • 1 unit • 10 units • 50 units 	6GK1901-1BB10-2AA0 6GK1901-1BB10-2AB0 6GK1901-1BB10-2AE0	
Industrial Ethernet FastConnect installation cables		
<ul style="list-style-type: none"> • FastConnect standard cable • FastConnect trailing cable • FastConnect marine cable 	6XV1840-2AH10 6XV1840-3AH10 6XV1840-4AH10	
Industrial Ethernet FastConnect installation cables		
<ul style="list-style-type: none"> • IE FC TP trailing cable GP 2 x 2; sold by the meter, max. delivery unit 1 000 m; minimum order quantity 20 m. • IE TP torsion cable GP 2 x 2; sold by the meter, max. delivery unit 1 000 m; minimum order quantity 20 m. 	6XV1870-2D 6XV1870-2F	
Industrial Ethernet FastConnect Stripping tool	6GK1901-1GA00	
		IE connecting cable M12-180/M12-180 <ul style="list-style-type: none"> • Preassembled IE FC TP trailing cable GP 2 x 2 (PROFINET Type C) with two 4-pin M12 plugs (4-pin, D-coded), degree of protection IP65/IP67, in various lengths: <ul style="list-style-type: none"> • 0.3 m • 0.5 m • 1.0 m • 1.5 m • 2.0 m • 3.0 m • 5.0 m • 10 m • 15 m • PROFINET M12 trailing connecting cable, pre-assembled at both ends with angled M12 connectors (male insert), in various lengths: <ul style="list-style-type: none"> • 3.0 m • 5.0 m • 10 m • PROFINET M12 trailing connecting cable, pre-assembled at one end with angled M12 connector (male insert at one end, other end open), in various lengths: <ul style="list-style-type: none"> • 3.0 m • 5.0 m • 10 m
		6XV1870-8AE30 6XV1870-8AE50 6XV1870-8AH10 6XV1870-8AH15 6XV1870-8AH20 6XV1870-8AH30 6XV1870-8AH50 6XV1870-8AN10 6XV1870-8AN15
		3RK1902-2NB30 3RK1902-2NB50 3RK1902-2NC10
		3RK1902-2HB30 3RK1902-2HB50 3RK1902-2HC10
		IE FC M12 Plug PRO PROFINET M12 plug connector, D-coded with fast connection system, axial cable outlet. <ul style="list-style-type: none"> • 1 unit • 8 units • PROFINET M12 plug connector, D-coded, angled.
		6GK1901-0DB20-6AA0 6GK1901-0DB20-6AA8 3RK1902-2DA00
		IE panel feedthrough Cabinet feedthrough for converting from the M12 connection system (D-coded, IP65/IP67) to the RJ45 connection system (IP20), 1 pack = 5 units.
		6GK1901-0DM20-2AA5

¹⁾ An MMC is essential for operating the CPU

Distributed Controllers

based on ET 200Pro

Standard CPUs

CPU 1516pro-2 PN

Ordering data

Article No.

7/8" connecting cable to power supply

5-wire, 5 x 1.5 mm², trailing, preassembled with two 7/8" connectors (axial cable outlet), 5-pin, up to 50 m, in various lengths:

- 1.5 m
- 2.0 m
- 3.0 m
- 5.0 m
- 10 m
- 15 m
- Other special lengths with 90° or 180° cable outlet.

- Trailing power cable, 5 x 1.5 mm², preassembled at both ends with 7/8" angled connectors (female insert at one end, male insert at the other end), in various lengths:

- 3.0 m
- 5.0 m
- 10 m

- Trailing power cable, 5 x 1.5 mm², preassembled at one end with 7/8" angled connector with female contact insert (female contact insert at one end, other end open), in various lengths:

- 3.0 m
- 5.0 m
- 10 m

Power line

5-wire, 5 x 1.5 mm², trailing type, sold by the meter, minimum order quantity 20 m, maximum order quantity 1 000 m.

6XV1822-5BH15
6XV1822-5BH20
6XV1822-5BH30
6XV1822-5BH50
6XV1822-5BN10
6XV1822-5BN15

See:
<http://support.automation.siemens.com/WW/view/en/26999294>

3RK1902-3NB30
3RK1902-3NB50
3RK1902-3NC10

3RK1902-3GB30
3RK1902-3GB50
3RK1902-3GC10

6XV1830-8AH10

Article No.

7/8" cable connector

For ET 200eco, with axial cable outlet

- with male insert, 5-pack
- with female insert, 5-pack
- angled, with female insert, 1 unit
- angled, with male insert, 1 unit

7/8" cover cap, 10 per pack

6GK1905-0FA00
6GK1905-0FB00
3RK1902-3DA00
3RK1902-3BA00
6ES7194-3JA00-0AA0

Twisted Pair cables 4x2 with RJ45 connectors

0.5 m

1 m

2 m

6 m

10 m

6XV1870-3QE50
6XV1870-3QH10
6XV1870-3QH20
6XV1870-3QH60
6XV1870-3QN10

Crossed Twisted Pair cables 4x2 with RJ45 connectors

0.5 m

1 m

2 m

6 m

10 m

6XV1870-3RE50
6XV1870-3RH10
6XV1870-3RH20
6XV1870-3RH60
6XV1870-3RN10

M12 sealing cap

For protection of unused M12 connections with ET 200pro

3RX9802-0AA00

M12 sealing caps with female thread

5 units

6ES7194-4JD60-0AA0

Overview

- Interface module for SIMATIC ET 200pro with integrated fail-safe CPU
- CPU with PLC functionality equivalent to CPU S7-315F PN/DP; with distributed intelligence for preprocessing
- For constructing a fail-safe automation system for plants with increased safety requirements
- Complies with safety requirements up to SIL 3 according to IEC 61508, IEC 62061 and PL e according to ISO 13849-1:2006
- For high-performance control solutions in ET 200pro
- Increase in availability of systems and machines
- Integral web server with the option of creating user-defined web pages
- Isochronous mode on PROFIBUS or PROFINET
- PROFINET IO controller for up to 128 IO devices
- PROFINET interface with integrated 3-port switch
- With multiple communication options: PG/OP communication, PROFINET IO, PROFINET CBA, open IE communication (TCP, ISO-on-TCP and UDP), web server and S7-communication (with loadable FBs)
- Fast, simple and end-to-end programming of a system with modular programs via STEP 7
- Compact SIMATIC Micro Memory Card (MMC)

Note:

SIMATIC Micro Memory Card required for operation of CPU.

Technical specifications

Article number	6ES7154-8FB01-0AB0	6ES7154-8FX00-0AB0
	ET 200pro: IM 154-8F PN/DP CPU, 512KB	ET 200pro: IM 154-8FX PN/DP CPU, 1.5MB
Supply voltage		
Rated value (DC)	24 V	24 V
Power loss		
Power loss, typ.	8.5 W	8.5 W
Memory		
Work memory		
• integrated	512 kbyte	1 536 kbyte
• expandable	No	No
Load memory		
• Plug-in (MMC), max.	8 Mbyte	8 Mbyte
CPU processing times		
for bit operations, typ.	0.05 µs	0.025 µs
for word operations, typ.	0.09 µs	0.03 µs
for fixed point arithmetic, typ.	0.12 µs	0.04 µs
for floating point arithmetic, typ.	0.45 µs	0.16 µs
Counters, timers and their retentivity		
S7 counter		
• Number	256	256
IEC counter		
• present	Yes	Yes
S7 times		
• Number	256	256
IEC timer		
• present	Yes	Yes
Data areas and their retentivity		
Flag		
• Number, max.	2 048 byte	2 048 byte

Distributed Controllers

based on ET 200Pro

Fail-safe CPUs

IM 154-8 F PN/DP CPU

Technical specifications (continued)

Article number	6ES7154-8FB01-0AB0	6ES7154-8FX00-0AB0
	ET 200pro: IM 154-8F PN/DP CPU, 512KB	ET 200pro: IM 154-8FX PN/DP CPU, 1.5MB
Address area		
I/O address area		
• Inputs	2 048 byte	2 048 byte
• Outputs	2 048 byte	2 048 byte
Process image		
• Inputs, adjustable	2 048 byte	2 048 byte
• Outputs, adjustable	2 048 byte	2 048 byte
Time of day		
Clock		
• Hardware clock (real-time)	Yes	Yes
Operating hours counter		
• Number	1	1
1. Interface		
Interface type	Integrated RS 485 interface	Integrated RS 485 interface
Interface types		
• RS 485	Yes	Yes
• Connection method	2x M12 b-coded	2x M12 b-coded
Protocols		
• MPI	Yes	Yes
• PROFIBUS DP master	Yes	Yes
• PROFIBUS DP slave	Yes	Yes
• Point-to-point connection	No	No
PROFIBUS DP master		
• Number of DP slaves, max.	124	124
2. Interface		
Interface type	PROFINET	PROFINET
Physics	Ethernet (2x M12 d-coded; 1x RJ45)	Ethernet (2x M12 d-coded; 1x RJ45)
Interface types		
• Number of ports	3	3
Protocols		
• MPI	No	No
• PROFINET IO controller	Yes; Also simultaneously with IO-Device functionality	Yes; Also simultaneously with IO-Device functionality
• PROFINET IO Device	Yes; Also simultaneously with IO Controller functionality	Yes; Also simultaneously with IO Controller functionality
• PROFINET CBA	Yes	Yes
• PROFIBUS DP master	No	No
• PROFIBUS DP slave	No	No
PROFINET IO controller		
Services		
- Number of connectable IO Devices, max.	128	128
- Of which IO devices with IRT, max.	64	64
- Number of IO Devices with IRT and the option "high flexibility"	128	128
- Number of connectable IO Devices for RT, max.	128	128
Protocols		
Open IE communication		
• TCP/IP	Yes; via integrated PROFINET interface and loadable FBs	Yes; via integrated PROFINET interface and loadable FBs
- Number of connections, max.	8	8
• ISO-on-TCP (RFC1006)	Yes	Yes
- Number of connections, max.	8	8
• UDP	Yes	Yes
- Number of connections, max.	8	8
Web server		
• supported	Yes	Yes
Isochronous mode		
Isochronous operation (application synchronized up to terminal)	Yes; Via PROFIBUS DP or PROFINET interface	Yes; Via PROFIBUS DP or PROFINET interface

Technical specifications (continued)

Article number	6ES7154-8FB01-0AB0	6ES7154-8FX00-0AB0
	ET 200pro: IM 154-8F PN/DP CPU, 512KB	ET 200pro: IM 154-8FX PN/DP CPU, 1.5MB
Communication functions		
PG/OP communication	Yes	Yes
Global data communication		
• supported	Yes	Yes
S7 basic communication		
• supported	Yes	Yes
S7 communication		
• supported	Yes	Yes
Number of connections		
• overall	16	16
Degree and class of protection		
IP degree of protection	IP65/67	IP65/67
Configuration		
Programming		
Programming language		
- LAD	Yes	Yes
- FBD	Yes	Yes
- STL	Yes	Yes
- SCL	Yes	Yes
- CFC	Yes	Yes
- GRAPH	Yes	Yes
- HiGraph®	Yes	Yes
Know-how protection		
• User program protection/password protection	Yes	Yes
• Block encryption	Yes; With S7 block Privacy	Yes; With S7 block Privacy
Dimensions		
Width	135 mm	135 mm
Height	130 mm	130 mm
Depth	65 mm; 60 mm without cover for RJ45 socket; 65 mm with cover for RJ45 socket	65 mm; 60 mm without cover for RJ45 socket; 65 mm with cover for RJ45 socket
Weights		
Weight, approx.	720 g	720 g

Distributed Controllers

based on ET 200Pro

Fail-safe CPUs

IM 154-8 F PN/DP CPU

Ordering data

IM 154-8 F PN/DP CPU interface module, V3.2

Fail-safe PROFINET IO controller for operating distributed I/O on PROFINET, with integrated PLC functionality.

- 512 KB work memory
- 1.5 MB work memory

6ES7154-8FB01-0AB0
6ES7154-8FX00-0AB0

S7 Distributed Safety V5.4 SP5 Update 2 programming tool

Task:

Configuration software for configuring fail-safe user programs for SIMATIC S7-300F, S7-400F, WinAC RTX F, ET 200S, ET 200M, ET 200iSP, ET 200pro, ET 200eco, ET 200SP

Requirement:

Windows 7 SP1 (64-bit),
Windows 10 Professional/Enterprise (64-bit),
Windows Server 2008 R2 SP1 (64-bit),
Windows Server 2012 R2 (64-bit),
Windows Server 2016 (64-bit);
STEP 7 from V5.5 SP1;
Please also note the operating systems that have been released for the STEP 7 version used

Floating license for 1 user; software and documentation on DVD; license key on USB flash drive

6ES7833-1FC02-0YA5

Floating license for 1 user; software, documentation and license key for download¹⁾; email address required for delivery

6ES7833-1FC02-0YH5

S7 Distributed Safety upgrade

From V5.x to V5.4; floating license for 1 user; software and documentation on DVD; license key on USB flash drive

6ES7833-1FC02-0YE5

STEP 7 Safety Advanced V15.1

Task:

Engineering tool for configuring and programming fail-safe user programs for SIMATIC S7-1200 FC, S7-1500F, S7-1500F Software Controller, S7-300F, S7-400F, WinAC RTX F, ET 200SP F Controller and the fail-safe ET 200SP, ET 200MP, ET 200S, ET 200M, ET 200iSP, ET 200pro and ET 200eco I/O

Requirement:

STEP 7 Professional V15.1

Floating license for 1 user; software and documentation on DVD; license key on USB flash drive

6ES7833-1FA15-0YA5

Floating license for 1 user; software, documentation and license key for download¹⁾; email address required for delivery

6ES7833-1FA15-0YH5

Accessories

SIMATIC Micro Memory Cards

MMC 64 KB ²⁾

For program backup.

6ES7953-8LF31-0AA0

MMC 128 KB ²⁾

For program backup.

6ES7953-8LG31-0AA0

MMC 512 KB ²⁾

For program backup.

6ES7953-8LJ31-0AA0

MMC 2 MB ²⁾

For program backup and/or firmware updates.

6ES7953-8LL31-0AA0

MMC 4 MB ²⁾

For program backup.

6ES7953-8LM31-0AA0

MMC 8 MB ²⁾

For program backup.

6ES7953-8LP31-0AA0

Connection module

For CPU IM154-8 PN/DP, with 4 x M12 and 2 x 7/8", for connecting PROFINET and PROFIBUS DP.

6ES7194-4AN00-0AA0

SCALANCE X-200

Industrial Ethernet switches

With integral SNMP access, web diagnostics, copper cable diagnostics and PROFINET diagnostics, for setting up linear, star and ring structures SCALANCE X208PRO, in degree of protection IP65, with eight 10/100 Mbps M12 ports, incl. eleven M12 dust caps.

6GK5208-0HA10-2AA6

Industrial Ethernet

FC RJ45 plug 90

RJ45 plug connector for Industrial Ethernet with a rugged metal housing and integrated insulation displacement contacts for connecting Industrial Ethernet FC installation cables; with 90° cable outlet.

- 1 unit
- 10 units

6GK1901-1BB20-2AA0
6GK1901-1BB20-2AB0

Industrial Ethernet

FC RJ45 plug 180

RJ45 plug connector for Industrial Ethernet with a rugged metal enclosure and integrated insulation displacement contacts for connecting Industrial Ethernet FC installation cables; with 180° cable outlet

- 1 unit
- 10 units
- 50 units

6GK1901-1BB10-2AA0
6GK1901-1BB10-2AB0
6GK1901-1BB10-2AE0

Industrial Ethernet FastConnect installation cables

- FastConnect standard cable
- FastConnect trailing cable
- FastConnect marine cable

6XV1840-2AH10
6XV1840-3AH10
6XV1840-4AH10

¹⁾ For up-to-date information and download availability, see: <http://www.siemens.com/tia-online-software-delivery>

²⁾ An MMC is essential for operating the CPU

Ordering data	Article No.	Article No.
Industrial Ethernet FastConnect installation cables <ul style="list-style-type: none"> • IE FC TP trailing cable GP 2 x 2; sold by the meter, max. delivery unit 1 000 m; minimum order quantity 20 m. • IE TP torsion cable GP 2 x 2; sold by the meter, max. delivery unit 1 000 m; minimum order quantity 20 m. 	6XV1870-2D 6XV1870-2F	7/8" connecting cable to power supply <ul style="list-style-type: none"> • 5-wire, 5 x 1.5 mm², trailing type, pre-assembled with two 7/8" connectors (axial cable outlet), 5-pin, up to 50 m, in various lengths: <ul style="list-style-type: none"> - 1.5 m - 2.0 m - 3.0 m - 5.0 m - 10 m - 15 m - Other special lengths with 90° or 180° cable outlet • Power cable, can be trailed, 5 x 1.5 mm², pre-assembled at both ends with 7/8" angled connectors (female insert at one end, male insert at the other end), in various lengths: <ul style="list-style-type: none"> - 3.0 m - 5.0 m - 10 m • Power cable, can be trailed, 5 x 1.5 mm², pre-assembled at one end with 7/8" angled connector with female contact insert (female contact insert at one end, other end open), in various lengths: <ul style="list-style-type: none"> - 3.0 m - 5.0 m - 10 m
Industrial Ethernet FastConnect Stripping tool	6GK1901-1GA00	
IE connecting cable M12-180/M12-180 <ul style="list-style-type: none"> • Pre-assembled IE FC TP trailing cable GP 2 x 2 (PROFINET Type C) with two 4-pin M12 plugs (4-pin, D-coded), degree of protection IP65/IP67, in various lengths: <ul style="list-style-type: none"> - 0.3 m - 0.5 m - 1.0 m - 1.5 m - 2.0 m - 3.0 m - 5.0 m - 10 m - 15 m • PROFINET M12 trailing connecting cable, pre-assembled at both ends with angled M12 connectors (male insert), in various lengths: <ul style="list-style-type: none"> - 3.0 m - 5.0 m - 10 m • PROFINET M12 trailing connecting cable, pre-assembled at one end with angled M12 connector (male insert at one end, other end open), in various lengths: <ul style="list-style-type: none"> - 3.0 m - 5.0 m - 10 m 	6XV1870-8AE30 6XV1870-8AE50 6XV1870-8AH10 6XV1870-8AH15 6XV1870-8AH20 6XV1870-8AH30 6XV1870-8AH50 6XV1870-8AN10 6XV1870-8AN15	6XV1822-5BH15 6XV1822-5BH20 6XV1822-5BH30 6XV1822-5BH50 6XV1822-5BN10 6XV1822-5BN15 See http://support.automation.siemens.com/WW/view/en/26999294
IE FC M12 Plug PRO PROFINET M12 plug connector, D-coded with fast connection system, axial cable outlet. <ul style="list-style-type: none"> • 1 unit • 8 units • PROFINET M12 plug connector, D-coded, angled 	6GK1901-0DB20-6AA0 6GK1901-0DB20-6AA8 3RK1902-2DA00	3RK1902-2NB30 3RK1902-2NB50 3RK1902-2NC10
IE panel feed-through Cabinet feedthrough for converting from the M12 connection system (D-coded, IP65/IP67) to the RJ45 connection system (IP20), 1 pack = 5 units	6GK1901-0DM20-2AA5	3RK1902-2HB30 3RK1902-2HB50 3RK1902-2HC10
		Power line 5-wire, 5 x 1.5 mm ² , trailing type, sold by the meter, minimum order quantity 20 m, maximum order quantity 1 000 m.
		7/8" cable connector For ET 200eco, with axial cable outlet <ul style="list-style-type: none"> • with male contact insert, 5-pack • with female contact insert, 5-pack • angled, with female contact insert, 1 unit • angled, with male contact insert, 1 unit
		7/8" cover cap, 10 per pack 6ES7194-3JA00-0AA0
		Twisted Pair cables 4x2 with RJ45 connectors 0.5 m 1 m 2 m 6 m 10 m
		6XV1870-3QE50 6XV1870-3QH10 6XV1870-3QH20 6XV1870-3QH60 6XV1870-3QN10
		Crossed Twisted Pair cables 4x2 with RJ45 connectors 0.5 m 1 m 2 m 6 m 10 m
		6XV1870-3RE50 6XV1870-3RH10 6XV1870-3RH20 6XV1870-3RH60 6XV1870-3RN10

Distributed Controllers

based on ET 200Pro

Fail-safe CPUs

IM 154-8 F PN/DP CPU

Ordering data	Article No.	Ordering data	Article No.
M12 sealing cap For protection of unused M12 connections with ET 200pro	3RX9802-0AA00	PROFIBUS FC standard cable GP Standard type with special design for fast mounting, 2-wire, shielded.	6XV1830-0EH10
M12 sealing caps with female thread 5 units	6ES7194-4JD60-0AA0	Sold by the meter, max. delivery unit 1 000 m, minimum order quantity 20 m.	
PROFIBUS M12 connecting cable Pre-assembled, with two 5-pole M12 connectors/sockets, up to 100 m, in various lengths:		PROFIBUS FC trailing cable 2-wire, shielded.	6XV1830-3EH10
1.5 m	6XV1830-3DH15	PROFIBUS FC food cable 2-wire, shielded.	6XV1830-0GH10
2.0 m	6XV1830-3DH20	Sold by the meter, max. delivery unit 1 000 m, minimum order quantity 20 m.	
3.0 m	6XV1830-3DH30	PROFIBUS FC robust cable 2-wire, shielded.	6XV1830-0JH10
5.0 m	6XV1830-3DH50	Sold by the meter, max. delivery unit 1 000 m, minimum order quantity 20 m.	
10 m	6XV1830-3DN10	PROFIBUS M12 cable connector 5-pole, B-coded, metal housing, 1 pack = 5 units.	6GK1905-0EB00
15 m	6XV1830-3DN15	<ul style="list-style-type: none"> Female contact insert 	
Additional special lengths with 90° or 180° cable outlet.	See http://support.automation.siemens.com/WW/view/en/26999294		
M12 bus termination connector for PROFIBUS, female contact insert	6GK1905-0ED00		
M12 bus termination connector for PROFIBUS, male contact insert	6GK1905-0EC00		
M12 plug connector, axial outlet, with male contact insert	6GK1905-0EA00		

Overview



- Fail-safe CPU 1516pro F-2 PN for SIMATIC ET 200pro based on S7-1500 CPU 1516F-3 PN/DP
- For applications with high requirements on the program scope and processing speed, for distributed setup via PROFINET IO
- Can be used for safety functions up to SIL 3 according to IEC 61508 and up to PL e according to ISO 13849
- PROFINET IO controller for operating distributed I/O on PROFINET
- PROFINET I-Device for connecting the CPU as an intelligent PROFINET device with a SIMATIC or non-Siemens PROFINET IO controller
- Supports PROFIsafe in centralized and distributed configurations
- PROFINET shared I-Device for 4 controllers
- PROFINET IO RT/IRT interface with integrated 3-port switch
- Additional PROFINET IO RT interface with separate IP address
- Isochronous mode on PROFINET
- Integrated motion control functionalities for controlling speed-controlled and positioning axes, support for external encoders
- OPC UA server and client (data access) as runtime option for the easy connection of SIMATIC ET 200pro to third-party devices/systems
- Integrated web server with the option of creating user-defined web pages

Note:

SIMATIC memory card required for operation of the CPU.

Technical specifications

Article number	6ES7516-2GN00-0AB0 ET 200pro: CPU 1516pro F-2 PN
General information	
Product type designation	CPU 1516pro F-2 PN
Engineering with	
• STEP 7 TIA Portal configurable/ integrated as of version	V15.1 (FW V2.6)/V14 (FW V2.0) or higher
Supply voltage	
Type of supply voltage	24 V DC
Memory	
Work memory	
• integrated (for program)	1.5 Mbyte
• integrated (for data)	5 Mbyte
Load memory	
• Plug-in (SIMATIC Memory Card), max.	32 Gbyte
CPU processing times	
for bit operations, typ.	10 ns
for word operations, typ.	12 ns
for fixed point arithmetic, typ.	16 ns
for floating point arithmetic, typ.	64 ns
Counters, timers and their retentivity	
S7 counter	
• Number	2 048
IEC counter	
• Number	Any (only limited by the main memory)
S7 times	
• Number	2 048
IEC timer	
• Number	Any (only limited by the main memory)
Data areas and their retentivity	
Flag	
• Number, max.	16 kbyte
Address area	
I/O address area	
• Inputs	32 kbyte; All inputs are in the process image
• Outputs	32 kbyte; All outputs are in the process image
Time of day	
Clock	
• Type	Hardware clock

Distributed Controllers

based on ET 200Pro

Fail-safe CPUs

CPU 1516pro F-2 PN

Technical specifications (continued)

Article number	6ES7516-2GN00-0AB0 ET 200pro: CPU 1516pro F-2 PN
1. Interface	
Interface types	
• Number of ports	3; 2x M12 + 1x RJ45
• integrated switch	Yes
• RJ 45 (Ethernet)	Yes; X1 P3
Protocols	
• IP protocol	Yes; IPv4
• PROFINET IO controller	Yes
• PROFINET IO Device	Yes
• SIMATIC communication	Yes
• Open IE communication	Yes
• Web server	Yes
• Media redundancy	Yes; MRP Automanager according to IEC 62439-2 Edition 2.0
PROFINET IO controller	
Services	
- PG/OP communication	Yes
- S7 routing	Yes
- Isochronous mode	Yes
- Open IE communication	Yes
- IRT	Yes
- MRP	Yes; As MRP redundancy manager and/or MRP client; max. number of devices in the ring: 50
- MRPD	Yes; Requirement: IRT
- PROFlenergy	Yes
- Prioritized startup	Yes; Max. 32 PROFINET devices
- Number of connectable IO Devices, max.	256; In total, up to 1 000 distributed I/O devices can be connected via AS-i, PROFIBUS or PROFINET
- Of which IO devices with IRT, max.	64
- Number of connectable IO Devices for RT, max.	256
- of which in line, max.	256
- Number of IO Devices that can be simultaneously activated/deactivated, max.	8; in total across all interfaces
- Number of IO Devices per tool, max.	8
- Updating times	The minimum value of the update time also depends on communication share set for PROFINET IO, on the number of IO devices, and on the quantity of configured user data
Update time for IRT	
- for send cycle of 250 µs	250 µs to 4 ms; Note: In the case of IRT with isochronous mode, the minimum update time of 500 µs of the isochronous OB is decisive
- for send cycle of 500 µs	500 µs to 8 ms
- for send cycle of 1 ms	1 ms to 16 ms
- for send cycle of 2 ms	2 ms to 32 ms
- for send cycle of 4 ms	4 ms to 64 ms
- With IRT and parameterization of "odd" send cycles	Update time = set "odd" send clock (any multiple of 125 µs: 375 µs, 625 µs ... 3 875 µs)
Update time for RT	
- for send cycle of 250 µs	250 µs to 128 ms
- for send cycle of 500 µs	500 µs to 256 ms
- for send cycle of 1 ms	1 ms to 512 ms
- for send cycle of 2 ms	2 ms to 512 ms
- for send cycle of 4 ms	4 ms to 512 ms

Article number	6ES7516-2GN00-0AB0 ET 200pro: CPU 1516pro F-2 PN
PROFINET IO Device	
Services	
- PG/OP communication	Yes
- S7 routing	Yes
- Isochronous mode	No
- Open IE communication	Yes
- IRT	Yes
- MRP	Yes; As MRP redundancy manager and/or MRP client; max. number of devices in the ring: 50
- MRPD	Yes; Requirement: IRT
- PROFlenergy	Yes
- Prioritized startup	No
- Shared device	Yes
- Number of IO Controllers with shared device, max.	4
- Asset management record	Yes; Per user program
2. Interface	
Interface types	
• Number of ports	1; 1x M12
• integrated switch	No
• RJ 45 (Ethernet)	No
Protocols	
• IP protocol	Yes; IPv4
• PROFINET IO controller	Yes
• PROFINET IO Device	Yes
• SIMATIC communication	Yes
• Open IE communication	Yes
• Web server	Yes
• Media redundancy	No
PROFINET IO controller	
Services	
- PG/OP communication	Yes
- S7 routing	Yes
- Isochronous mode	No
- Open IE communication	Yes
- IRT	No
- MRP	No
- MRPD	No
- PROFlenergy	Yes
- Prioritized startup	No
- Number of connectable IO Devices, max.	32; In total, up to 1 000 distributed I/O devices can be connected via AS-i, PROFIBUS or PROFINET
- Number of connectable IO Devices for RT, max.	32
- of which in line, max.	32
- Number of IO Devices that can be simultaneously activated/deactivated, max.	8; in total across all interfaces
- Number of IO Devices per tool, max.	8
- Updating times	The minimum value of the update time also depends on communication share set for PROFINET IO, on the number of IO devices, and on the quantity of configured user data
Update time for RT	
- for send cycle of 1 ms	1 ms to 512 ms

Technical specifications (continued)

Article number	6ES7516-2GN00-0AB0 ET 200pro: CPU 1516pro F-2 PN
PROFINET IO Device	
Services	
- PG/OP communication	Yes
- S7 routing	Yes
- Isochronous mode	No
- Open IE communication	Yes
- IRT	No
- MRP	No
- MRPD	No
- PROFinergy	Yes
- Prioritized startup	No
- Shared device	Yes
- Number of IO Controllers with shared device, max.	4
- Asset management record	Yes; Per user program
Protocols	
Number of connections	
• Number of connections, max.	128; Via integrated interfaces of the CPU
OPC UA	
• OPC UA client	Yes; Data access (read, write), method call, custom address space
• OPC UA server	Yes; Data access (read, write, subscribe), method call, custom address space; embedded 2017 UA server profile V1.02
Isochronous mode	
Isochronous operation (application synchronized up to terminal)	Yes; Via X1, with minimum OB 6x cycle of 500 µs
Supported technology objects	
Motion Control	Yes; Note: The number of axes affects the cycle time of the PLC program; selection guide via the TIA Selection Tool or SIZER
• Number of available Motion Control resources for technology objects (except cam disks)	2 400
• Required Motion Control resources	
- per speed-controlled axis	40
- per positioning axis	80
- per synchronous axis	160
- per external encoder	80
- per output cam	20
- per cam track	160
- per probe	40
Controller	
• PID_Compact	Yes; Universal PID controller with integrated optimization
• PID_3Step	Yes; PID controller with integrated optimization for valves
• PID-Temp	Yes; PID controller with integrated optimization for temperature
Counting and measuring	
• High-speed counter	Yes

Article number	6ES7516-2GN00-0AB0 ET 200pro: CPU 1516pro F-2 PN
Standards, approvals, certificates	
Highest safety class achievable in safety mode	
Probability of failure (for service life of 20 years and repair time of 100 hours)	
- Low demand mode: PFDavg in accordance with SIL3	< 2.00E-05
- High demand/continuous mode: PFH in accordance with SIL3	< 1.00E-09
Ambient conditions	
Ambient temperature during operation	
• horizontal installation, min.	-25 °C
• horizontal installation, max.	55 °C
• vertical installation, min.	-25 °C
• vertical installation, max.	55 °C
Altitude during operation relating to sea level	
• Installation altitude above sea level, max.	5 000 m; Restrictions for installation altitudes > 2 000 m, see manual
Configuration	
Programming	
Programming language	
- LAD	Yes; incl. failsafe
- FBD	Yes; incl. failsafe
- STL	Yes
- SCL	Yes
- GRAPH	Yes
Know-how protection	
• User program protection/password protection	Yes
• Copy protection	Yes
• Block protection	Yes
Access protection	
• Protection level: Write protection	Yes
• Protection level: Read/write protection	Yes
• Protection level: Complete protection	Yes
Dimensions	
Width	135 mm
Height	130 mm
Depth	65 mm
Weights	
Weight, approx.	614 g

Distributed Controllers

based on ET 200Pro

Fail-safe CPUs

CPU 1516pro F-2 PN

Ordering data

Ordering data	Article No.
CPU 1516pro F-2 PN 1.5 MB work memory for program, 5 MB for data, PROFINET IO IRT interface, PROFINET IO RT interface; SIMATIC memory card required	6ES7516-2GN00-0AB0
Accessories	
SIMATIC memory card	
4 MB ¹⁾	6ES7954-8LC03-0AA0
12 MB ¹⁾	6ES7954-8LE03-0AA0
24 MB ¹⁾	6ES7954-8LF03-0AA0
256 MB ¹⁾	6ES7954-8LL03-0AA0
2 GB ¹⁾	6ES7954-8LP02-0AA0
32 GB ¹⁾	6ES7954-8LT03-0AA0
Connection module	6ES7194-4AP00-0AA0
CM CPU 2PN M12 / 7/8"; with 3 x M12 and 2 x 7/8", for connecting 2 x PROFINET	
Industrial Ethernet FC RJ45 plug 180	
RJ45 plug connector for Industrial Ethernet with a rugged metal enclosure and integrated insulation displacement contacts for connecting Industrial Ethernet FC installation cables; with 180° cable outlet	
<ul style="list-style-type: none"> • 1 unit • 10 units • 50 units 	6GK1901-1BB10-2AA0 6GK1901-1BB10-2AB0 6GK1901-1BB10-2AE0
Industrial Ethernet FastConnect installation cables	
<ul style="list-style-type: none"> • FastConnect standard cable • FastConnect trailing cable • FastConnect marine cable 	6XV1840-2AH10 6XV1840-3AH10 6XV1840-4AH10
Industrial Ethernet FastConnect installation cables	
<ul style="list-style-type: none"> • IE FC TP trailing cable GP 2 x 2; sold by the meter, max. delivery unit 1 000 m; minimum order quantity 20 m. • IE TP torsion cable GP 2 x 2; sold by the meter, max. delivery unit 1 000 m; minimum order quantity 20 m. 	6XV1870-2D 6XV1870-2F
Industrial Ethernet FastConnect	
Stripping tool	6GK1901-1GA00

Article No.

IE connecting cable M12-180/M12-180 Preassembled IE FC TP trailing cable GP 2 x 2 (PROFINET Type C) with two 4-pin M12 plugs (4-pin, D-coded), degree of protection IP65/IP67, in various lengths: <ul style="list-style-type: none"> • 0.3 m • 0.5 m • 1.0 m • 1.5 m • 2.0 m • 3.0 m • 5.0 m • 10 m • 15 m 	6XV1870-8AE30 6XV1870-8AE50 6XV1870-8AH10 6XV1870-8AH15 6XV1870-8AH20 6XV1870-8AH30 6XV1870-8AH50 6XV1870-8AN10 6XV1870-8AN15
PROFINET M12 trailing connecting cable, pre-assembled at both ends with angled M12 connectors (male insert), in various lengths: <ul style="list-style-type: none"> • 3.0 m • 5.0 m • 10 m 	3RK1902-2NB30 3RK1902-2NB50 3RK1902-2NC10
PROFINET M12 trailing connecting cable, pre-assembled at one end with angled M12 connector (male insert at one end, other end open), in various lengths: <ul style="list-style-type: none"> • 3.0 m • 5.0 m • 10 m 	3RK1902-2HB30 3RK1902-2HB50 3RK1902-2HC10
IE FC M12 Plug PRO	
PROFINET M12 plug connector, D-coded with fast connection system, axial cable outlet. <ul style="list-style-type: none"> • 1 unit • 8 units • PROFINET M12 plug connector, D-coded, angled. 	6GK1901-0DB20-6AA0 6GK1901-0DB20-6AA8 3RK1902-2DA00
IE panel feedthrough	
Cabinet feedthrough for converting from the M12 connection system (D-coded, IP65/IP67) to the RJ45 connection system (IP20), 1 pack = 5 units.	6GK1901-0DM20-2AA5

¹⁾ An MMC is essential for operating the CPU

Ordering data	Article No.	Article No.
<p>7/8" connecting cable to power supply</p> <p>5-wire, 5 x 1.5 mm², trailing, preassembled with two 7/8" connectors (axial cable outlet), 5-pin, up to 50 m, in various lengths:</p> <ul style="list-style-type: none"> • 1.5 m • 2.0 m • 3.0 m • 5.0 m • 10 m • 15 m • Other special lengths with 90° or 180° cable outlet. <p>Trailing power cable, 5 x 1.5 mm², preassembled at both ends with 7/8" angled connectors (female insert at one end, male insert at the other end), in various lengths:</p> <ul style="list-style-type: none"> • 3.0 m • 5.0 m • 10 m <p>Trailing power cable, 5 x 1.5 mm², preassembled at one end with 7/8" angled connector with female insert (female insert at one end, other end open), in various lengths:</p> <ul style="list-style-type: none"> • 3.0 m • 5.0 m • 10 m 	<p>6XV1822-5BH15 6XV1822-5BH20 6XV1822-5BH30 6XV1822-5BH50 6XV1822-5BN10 6XV1822-5BN15</p> <p>See: http://support.automation.siemens.com/WW/view/en/26999294</p> <p>3RK1902-3NB30 3RK1902-3NB50 3RK1902-3NC10</p> <p>3RK1902-3GB30 3RK1902-3GB50 3RK1902-3GC10</p> <p>6XV1830-8AH10</p>	<p>7/8" cable connector</p> <p>For ET 200eco, with axial cable outlet</p> <ul style="list-style-type: none"> • with male insert, 5-pack • with female insert, 5-pack • angled, with female insert, 1 unit • angled, with male insert, 1 unit <p>7/8" cover cap, 10 per pack</p> <p>6GK1905-0FA00 6GK1905-0FB00 3RK1902-3DA00 3RK1902-3BA00 6ES7194-3JA00-0AA0</p> <p>Twisted Pair cables 4x2 with RJ45 connectors</p> <p>0.5 m 1 m 2 m 6 m 10 m</p> <p>6XV1870-3QE50 6XV1870-3QH10 6XV1870-3QH20 6XV1870-3QH60 6XV1870-3QN10</p> <p>Crossed Twisted Pair cables 4x2 with RJ45 connectors</p> <p>0.5 m 1 m 2 m 6 m 10 m</p> <p>6XV1870-3RE50 6XV1870-3RH10 6XV1870-3RH20 6XV1870-3RH60 6XV1870-3RN10</p> <p>M12 sealing cap</p> <p>For protection of unused M12 connections with ET 200pro</p> <p>3RX9802-0AA00</p> <p>M12 sealing caps with female thread</p> <p>6ES7194-4JD60-0AA0</p> <p>5 units</p>
<p>Power line</p> <p>5-wire, 5 x 1.5 mm², trailing type, sold by the meter, minimum order quantity 20 m, maximum order quantity 1 000 m.</p>		

Distributed Controllers

Notes

7